

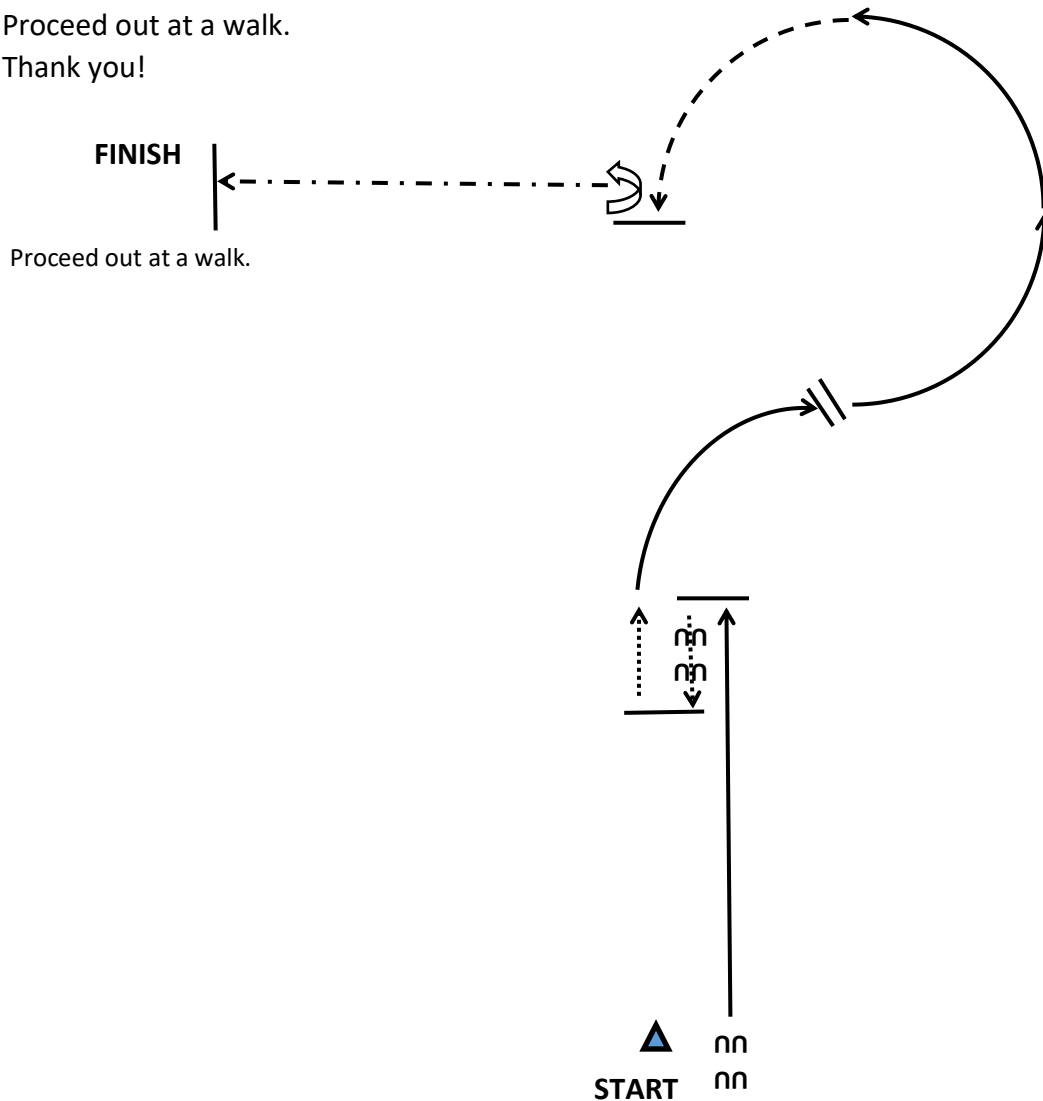
March 30, 2024

Horsemanship: 149-Youth 18 & Under, 150-Youth 18 & Under SPB
153-Amateur All Ages, 154N-Amateur All Ages NSBA, 155-Amateur SPB All Ages
156-Amateur Masters 45 & Over, 157N-Amateur Masters 45 & Over NSBA

1. Start at the cone and when signaled, lope on the right lead.
2. Stop and back 2 horse lengths.
3. Walk 2 horse lengths.
4. Lope on the right lead 1/4 circle right.
5. Change leads and lope on the left lead a 1/2 circle left.
6. Jog a 1/4 circle left.
7. Stop and pivot 3/4 left on the hindquarters.
8. Extend the jog.
9. Stop to finish the pattern .

Proceed out at a walk.

Thank you!



Proceed out at a walk.

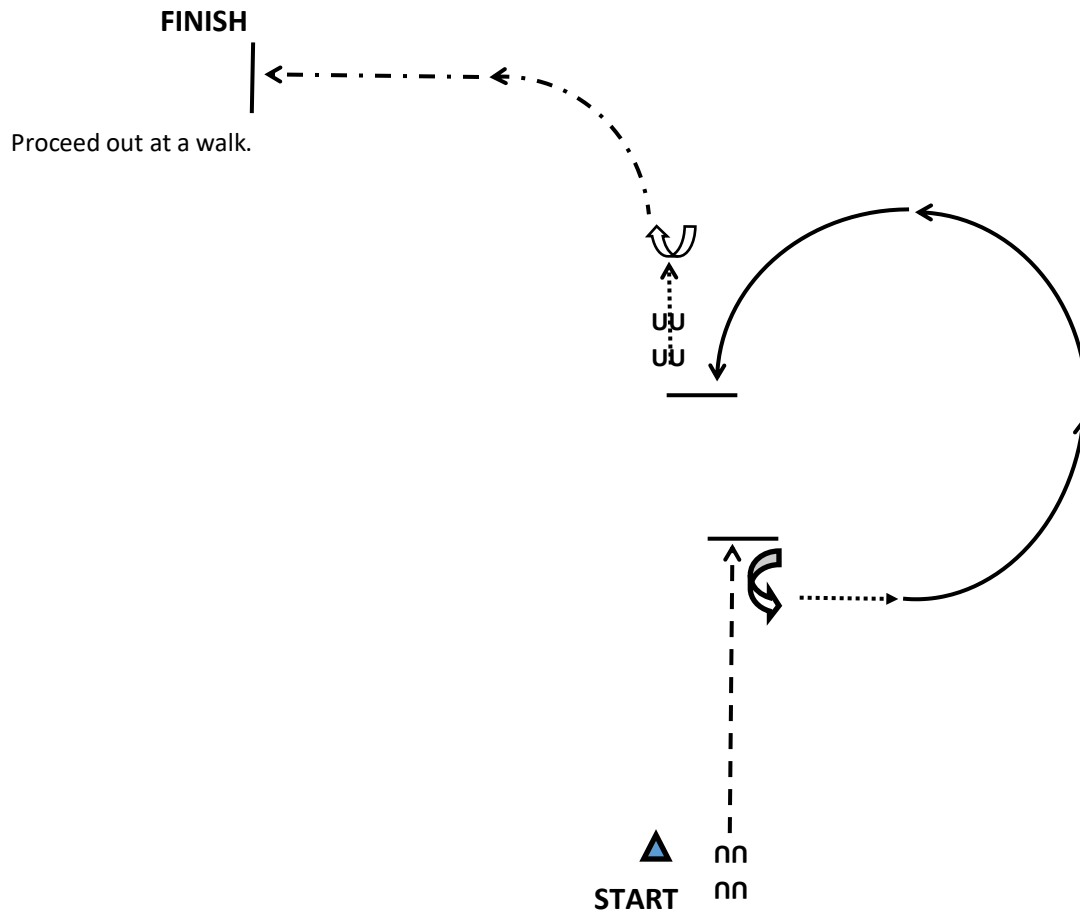
March 30, 2024

Horsemanship: 146A-All Breed, 147-Novice Youth, 148-Youth 13 & Under
151-Novice Amateur, 152N-Novice Amateur NSBA

1. Start at the cone and when signaled, jog.
2. Stop and pivot left on the hindquarters 3/4 turn.
3. Walk 2 horse lengths.
4. Lope on the left lead and circle 3/4 to the left.
5. Stop and back 2 horse lengths.
6. Pivot right 1/2 turn on the hindquarters.
7. Extend the jog, turn left and then straight.
8. Stop to finish the pattern

Proceed out at a walk.

Thank you!



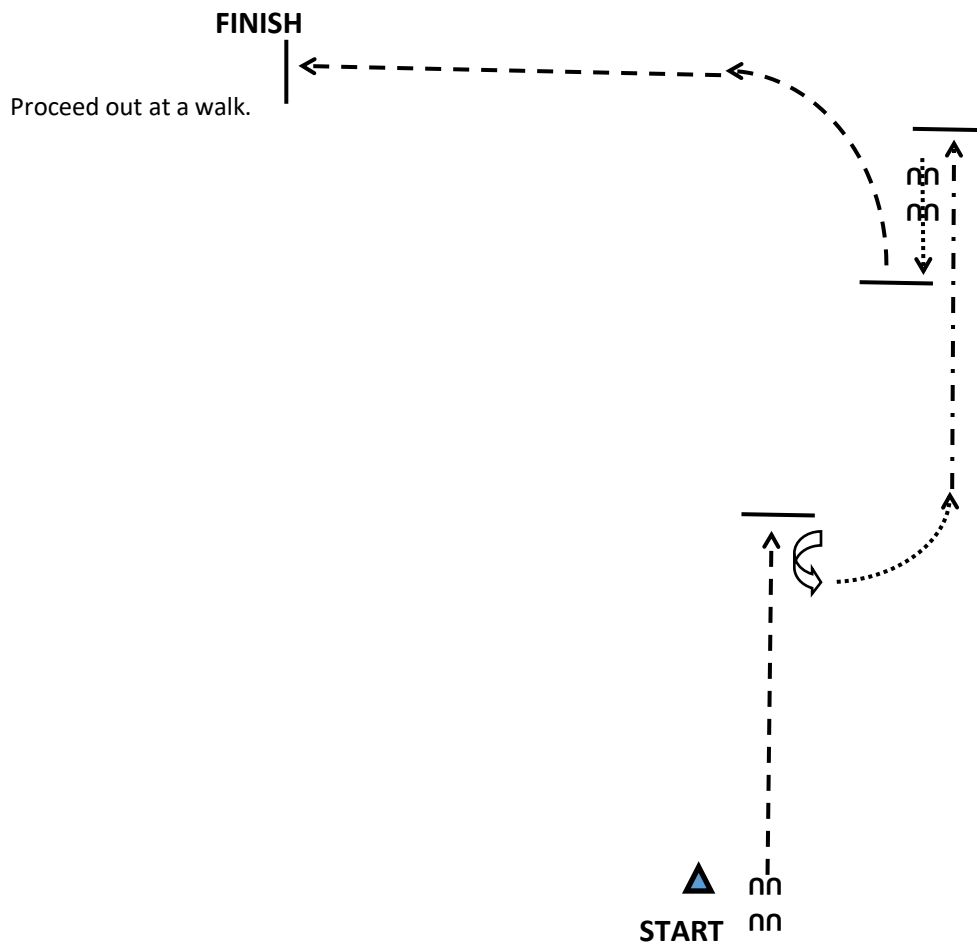
March 30, 2024

Horsemanship: All Walk/Trot classes 140A, 141A, 142, 143, 144, 145

1. Start at the cone and when signaled, jog.
2. Stop and pivot 3/4 left on the hindquarters.
3. Walk an arc to the left.
4. Extend the jog.
5. Stop and back.
6. Jog an arc left, then straight and stop to finish the pattern.

Proceed out at a walk.

Thank you!

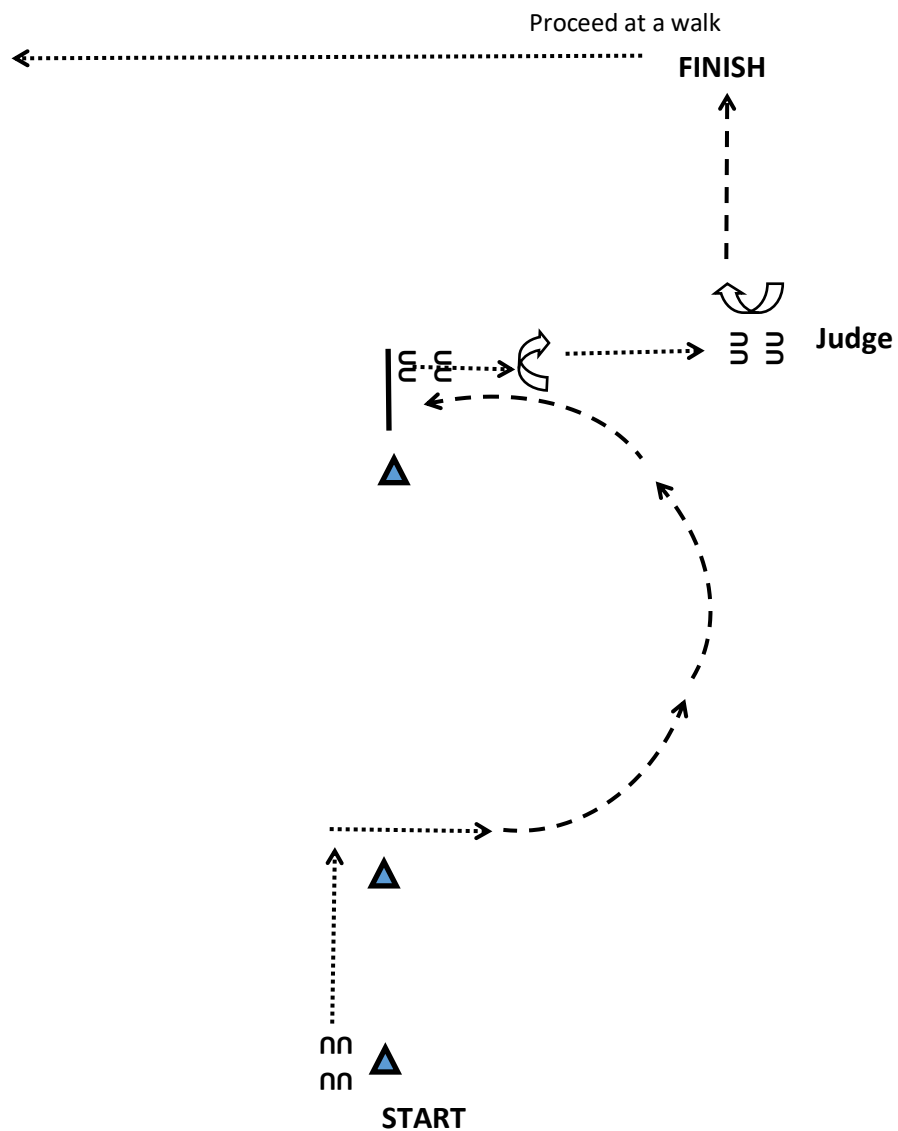


Spring Fling March 31, 2024

Showmanship: 370-Youth 18 & Under, 371-Amateur All Ages, 372N-Amateur All Ages NSBA
373-Amateur SPB All Ages , 374-Amateurs Masters 45 & Over,
375N-Amateurs Masters 45 & Over NSBA

1. Start at cone and when signaled, walk a square corner right around the second cone.
 2. Trot a 1/2 circle left.
 3. Stop at the third cone and back 2 horse lengths.
 4. Pivot 1/2 turn.
 5. Walk to the judge.
 6. Set the horse up for the inspection.
 7. The judge will inspect the horse.
 8. When dismissed pivot 3/4 turn.
 9. Trot out to finish the pattern .
- Proceed out at a walk.

Thank you!



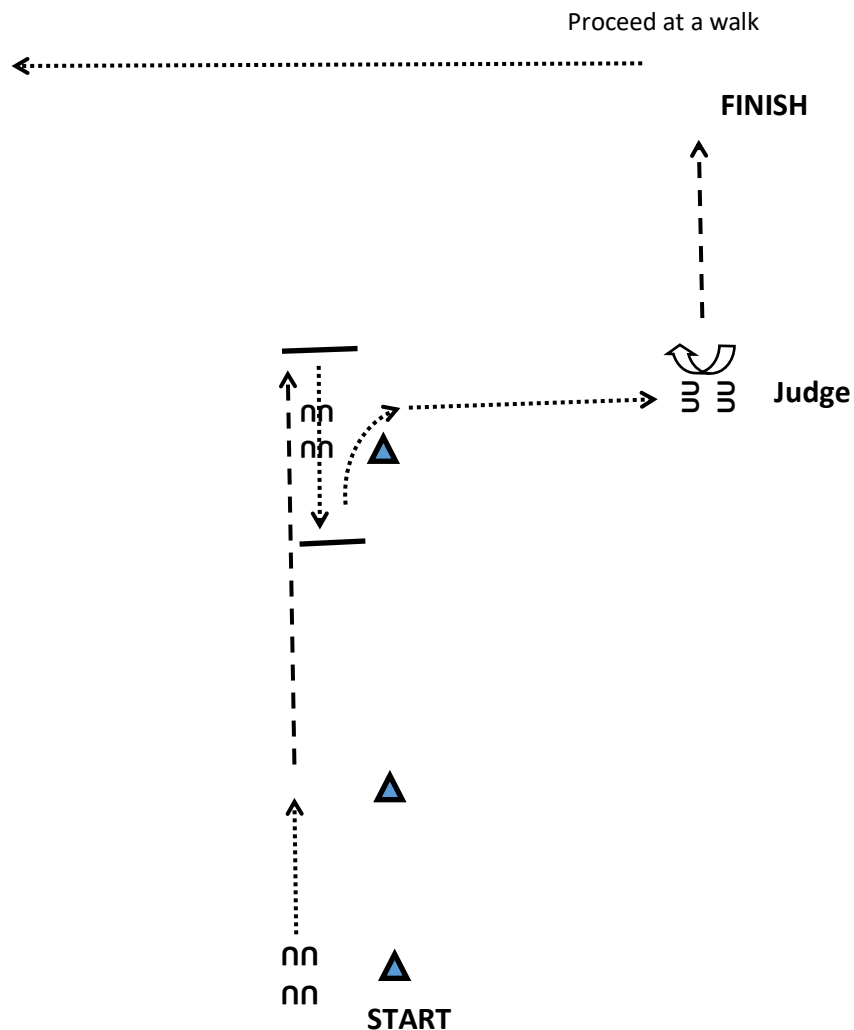
March 31, 2024

Showmanship: 364A-All Breed, 365-Youth 18 & Under SPB, 366-Novice Youth, 367-Novice Amateur, 368N-Novice Amateur NSBA, 369-Youth 13 & Under

1. Start at cone and when signaled, walk to the second cone.
2. Trot from the second cone past the third cone.
3. Stop and back past the cone.
4. Walk around the cone to the judge.
5. Set the horse up for the inspection.
6. The judge will inspect the horse.
7. When dismissed pivot 3/4 turn.
8. Trot out to finish the pattern .

Proceed out at a walk.

Thank you!



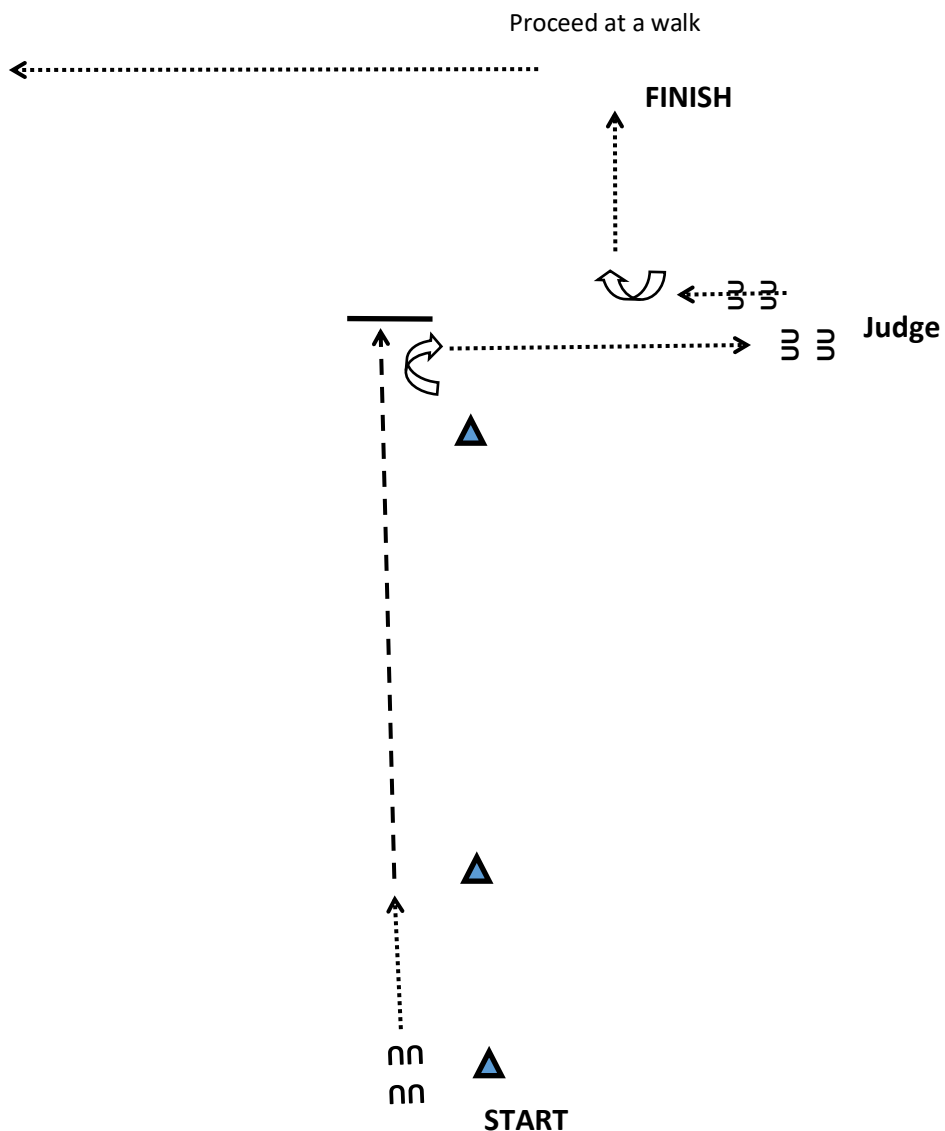
Spring Fling March 31, 2024

Showmanship: All Walk/Trot classes 358A, 359A, 360, 361, 362, 363

1. Start at cone and when signaled, walk to the second cone.
2. Trot from the second cone past the third cone.
NOTE: APHA Amateur walk/trot class will walk only
3. Stop and pivot 1/4 turn to face the judge.
4. Walk to the judge.
5. Set the horse up for the inspection.
6. The judge will inspect the horse.
7. When dismissed back the horse.
8. Pivot 3/4 turn.
9. Walk out to finish the pattern .

Proceed out at a walk.

Thank you!



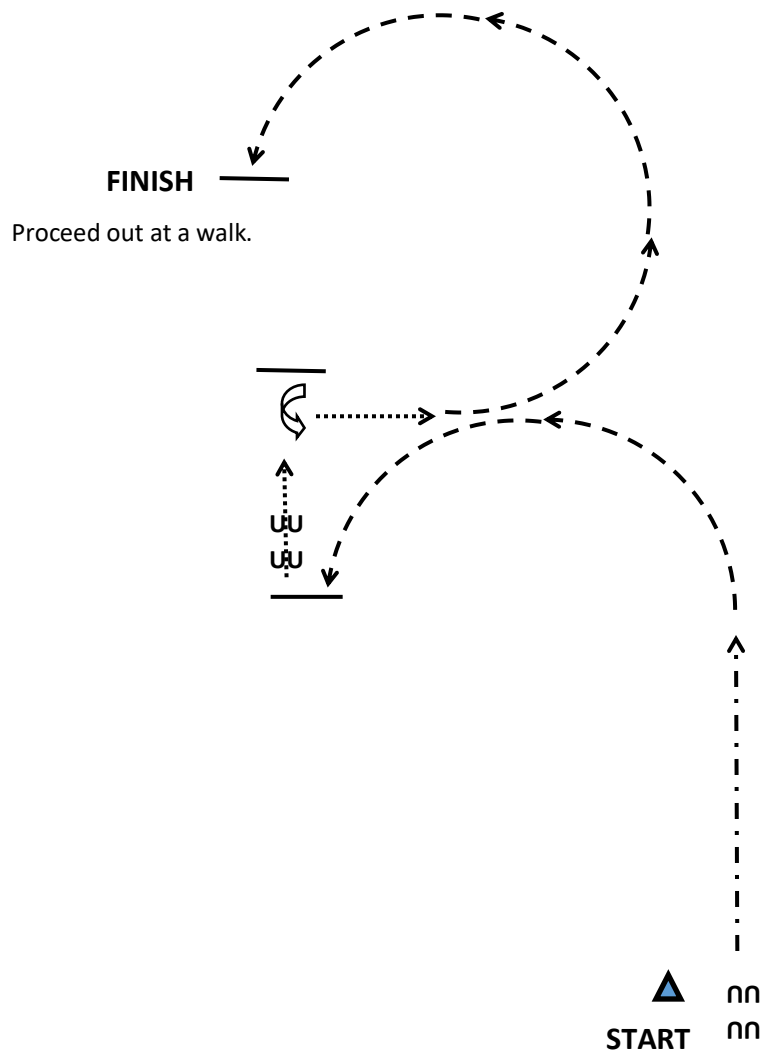
March 31, 2024

Equitation: All Walk/Trot classes 424A, 425A, 426, 427, 428, 429

1. Start at the cone and when signaled, sit the trot.
2. Posting trot on right diagonal and 1/2 circle left.
3. Stop and back.
4. Pivot 1/4 left on the forehand.
5. Walk 2 horse lengths.
6. Posting trot right diagonal 3/4 circle left.
7. Stop to finish the pattern .

Proceed out at a walk.

Thank you!



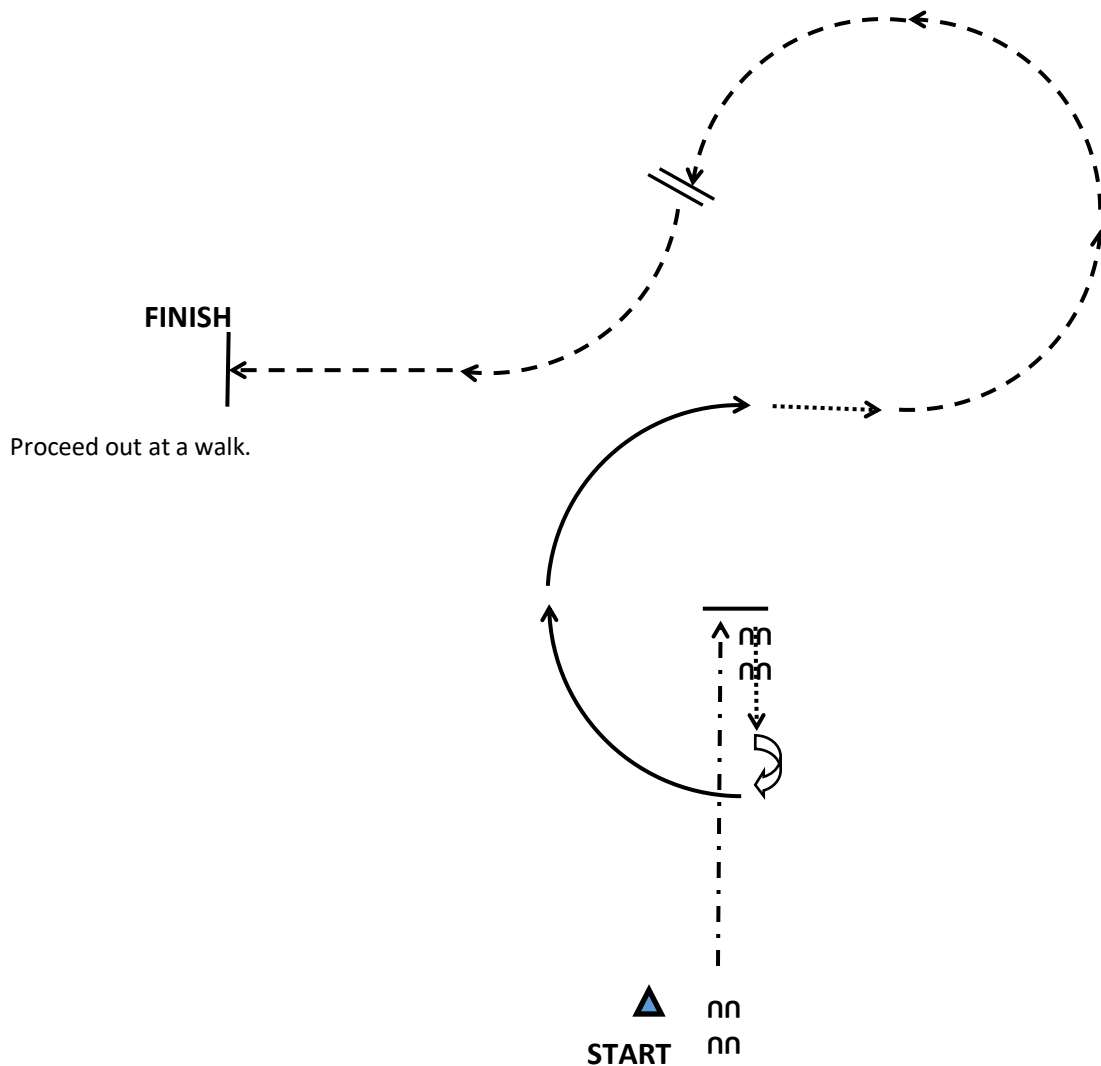
March 31, 2024

Equitation: 430A-All Breed, 431-Novice Youth,
432-Youth 13 & Under, 435-Novice Amateur, 436N-Novice Amateur NSBA

1. Start at the cone and when signaled, sit the trot.
2. Stop and back 2 horse lengths.
3. Pivot right 3/4 turn on the forehand.
4. Canter the right lead and circle 1/2 right.
5. Walk 2 horse lengths.
6. Posting trot on the right diagonal and circle 3/4 left.
7. Change diagonal, turn right then straight.
8. Stop to finish the pattern .

Proceed out at a walk.

Thank you!



March 31, 2024

Equitation: 433-Youth 18 & Under, 434-Youth 18 & Under SPB,
437-Amateur All Age, 438N-Amateur All Age NSBA, 439-Amateur SPD All Age
440-Amateur Masters 45 & Over, 441N-Amateur Masters 45 & Over NSBA

1. Start at the cone and when signaled, sit the trot.
2. Stop and pivot 3/4 right on the forehand.
3. Walk 2 horse lengths.
4. Canter the right lead and circle 1/2 to the right.
5. Posting trot on the left diagonal.
6. Stop and back 2 horse lengths.
7. Canter the left lead and circle 1/2 to the left.
8. Posting trot right diagonal 1/4 circle to the left
9. Change diagonal, turn right and then straight at posting trot.
10. Stop to finish the pattern. Proceed out at the walk.

