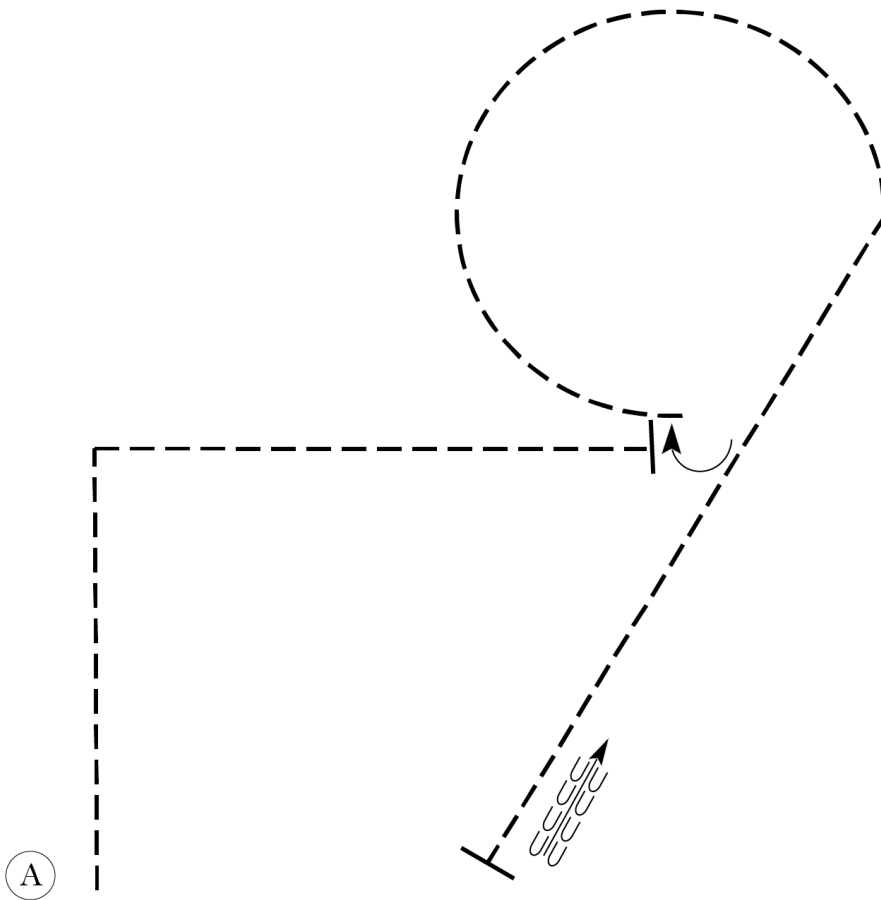


March To The Arch

Hunt Seat Equitation (Small Fry-Walk Trot)

Thursday, March 14, 2024



Be ready at A.

1. Trot right diagonal then left diagonal in equal distances before turning right and continuing to center.
2. Halt and perform a 180 degree forehand turn to the right.
3. Trot on the left diagonal in 3/4 circle.
4. Sitting trot on the diagonal until even with A.
5. Halt and back approximately one horse length.
6. Pattern is complete. Exit at a walk

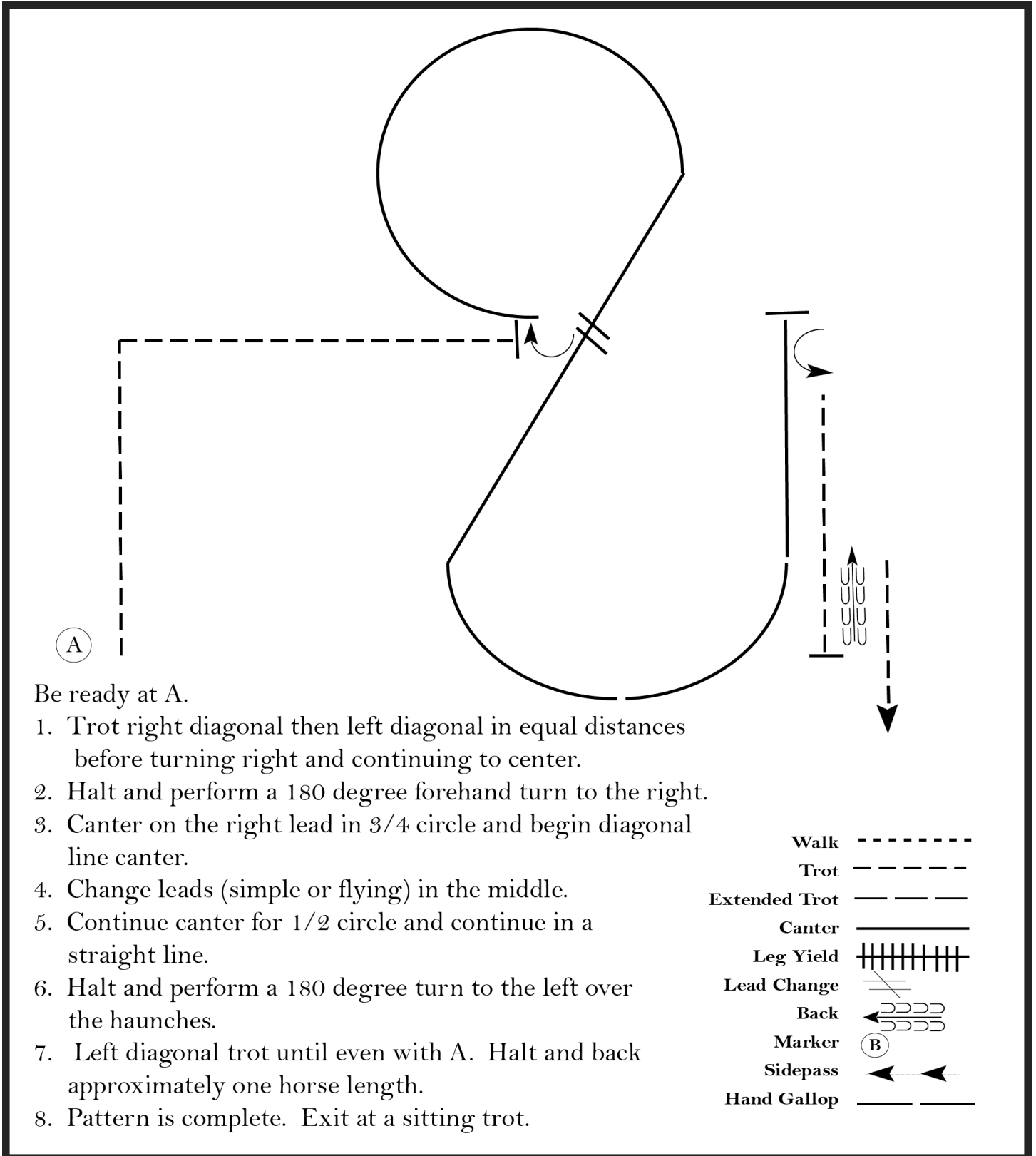
Walk	-----
Trot	- - - - -
Extended Trot	— — — — —
Canter	—————
Leg Yield	
Lead Change	— / —
Back	← ← ← ← ←
Marker	Ⓚ
Sidepass	← — — — — →
Hand Gallop	— — — — —

[HSE/WT-80]

March To The Arch

Hunt Seat Equitation (L1 Youth- L1 Amateur-Color)

Thursday, March 14, 2024



Be ready at A.

1. Trot right diagonal then left diagonal in equal distances before turning right and continuing to center.
2. Halt and perform a 180 degree forehand turn to the right.
3. Canter on the right lead in 3/4 circle and begin diagonal line canter.
4. Change leads (simple or flying) in the middle.
5. Continue canter for 1/2 circle and continue in a straight line.
6. Halt and perform a 180 degree turn to the left over the haunches.
7. Left diagonal trot until even with A. Halt and back approximately one horse length.
8. Pattern is complete. Exit at a sitting trot.

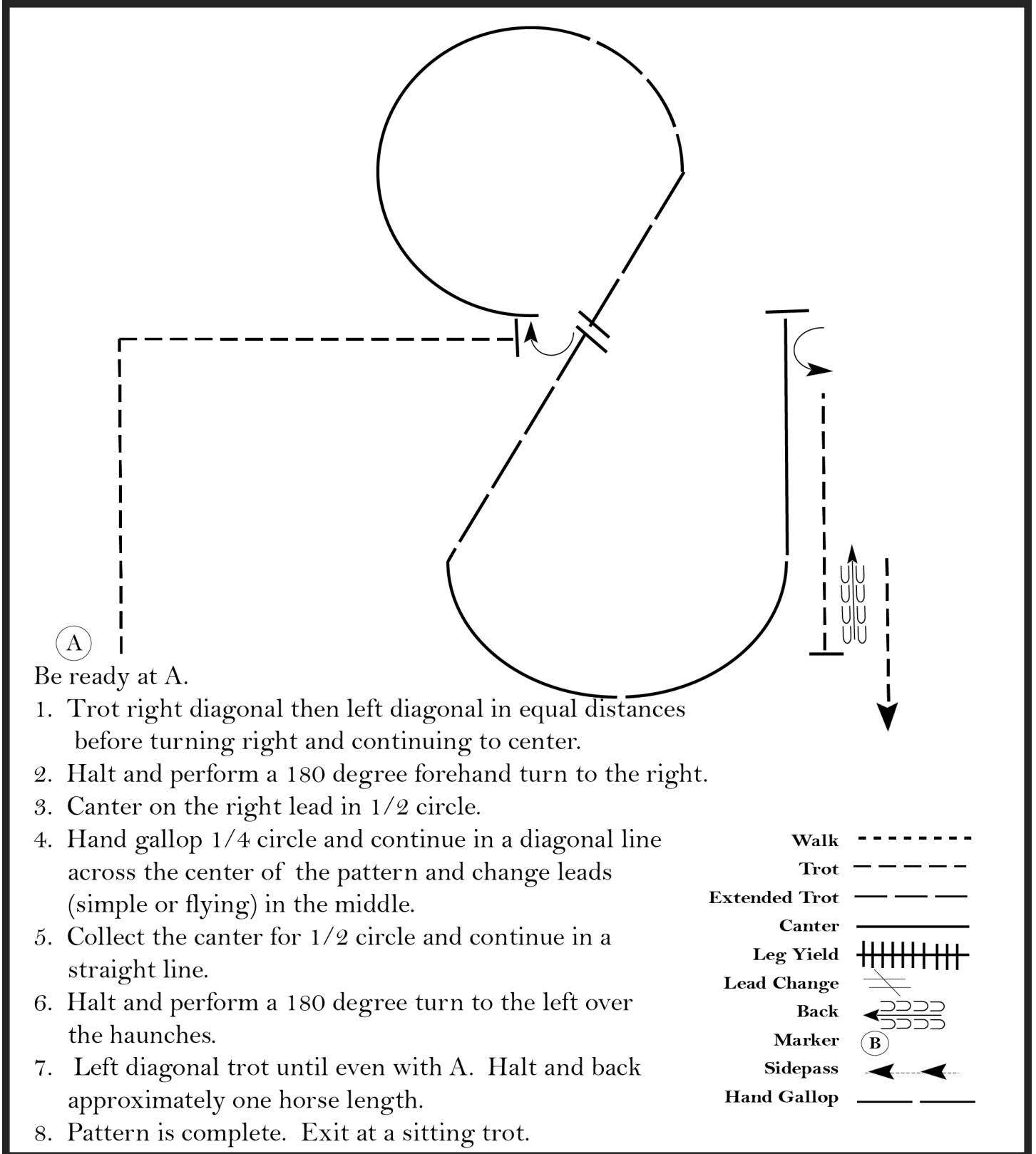
Walk	-----
Trot	- - - - -
Extended Trot	- - - - -
Canter	—————
Leg Yield	
Lead Change	↘ ↘ ↘ ↘
Back	← ← ← ←
Marker	ⓑ
Sidepass	← - - - - ←
Hand Gallop	—— — —

[HSE/2-80]

March To The Arch

Hunt Seat Equitation (Youth- L2/L3 Amateur- L2/L3 Select)

Thursday, March 14, 2024



(A)

Be ready at A.

1. Trot right diagonal then left diagonal in equal distances before turning right and continuing to center.
2. Halt and perform a 180 degree forehand turn to the right.
3. Canter on the right lead in 1/2 circle.
4. Hand gallop 1/4 circle and continue in a diagonal line across the center of the pattern and change leads (simple or flying) in the middle.
5. Collect the canter for 1/2 circle and continue in a straight line.
6. Halt and perform a 180 degree turn to the left over the haunches.
7. Left diagonal trot until even with A. Halt and back approximately one horse length.
8. Pattern is complete. Exit at a sitting trot.

Walk	-----
Trot	- - - - -
Extended Trot	- - - - -
Canter	—————
Leg Yield	
Lead Change	— / —
Back	← ← ← ← ←
Marker	(B)
Sidepass	← - - - - ←
Hand Gallop	— — — — —

[HSE/3-80]