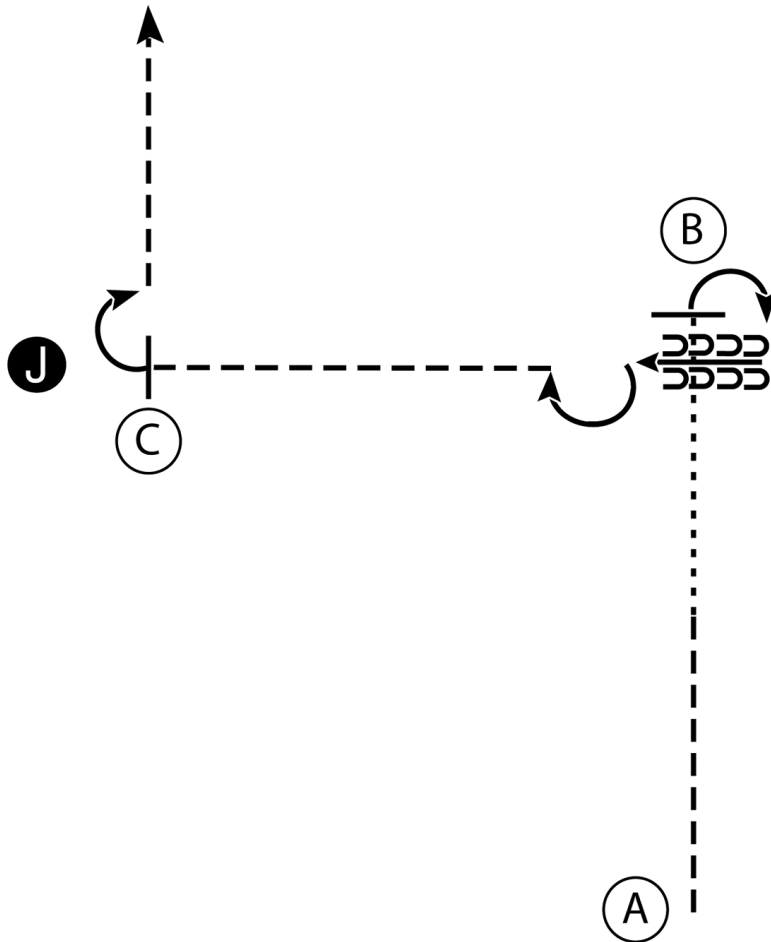


2023 ROSE CIRCUIT

YOUTH AMATEUR SHOWMANSHIP

Show Date: 7/21/2023



1. Trot from A half way to B.
2. Break to walk and walk to B.
3. Stop and perform a 90 degree turn.
4. Back four steps and perform a 180 degree turn.
5. Trot to C. Stop and set up for inspection.
6. When dismissed perform a 90 degree turn.
7. Trot to line-up.

- Walk|
- Trot - - - - -|
- Back ←
- Marker (B)
- Judge (J)

Pattern Provided by:

[S/3-9]

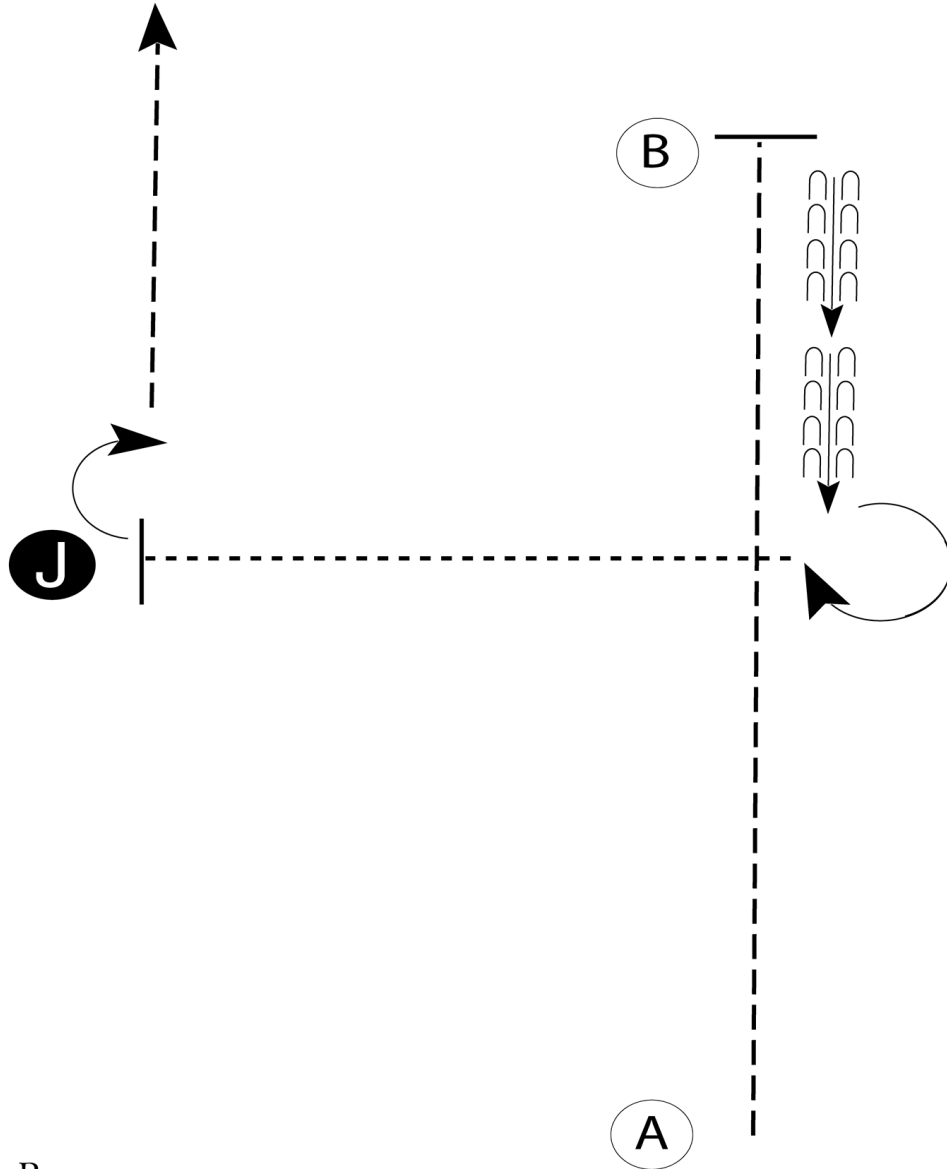
2023 ROSE CIRCUIT

Level 1

Show Date: 7/21/2023

w w w . H o r s e S h o w P a t t e r n s . c o m

w w w . H o r s e S h o w P a t t e r n s . c o m



1. Trot A to B.
2. Stop at B.
3. Back halfway to A.
4. Perform a 270 degree turn .
5. Walk to the judge, stop and set up for inspection.
6. When dismissed, perform a 90 degree turn and trot away from judge.

- Walk -----
- Trot - - - - -
- Back ←-----
- Marker (B)
- Judge (J)

Follow the instructions of your ring steward.

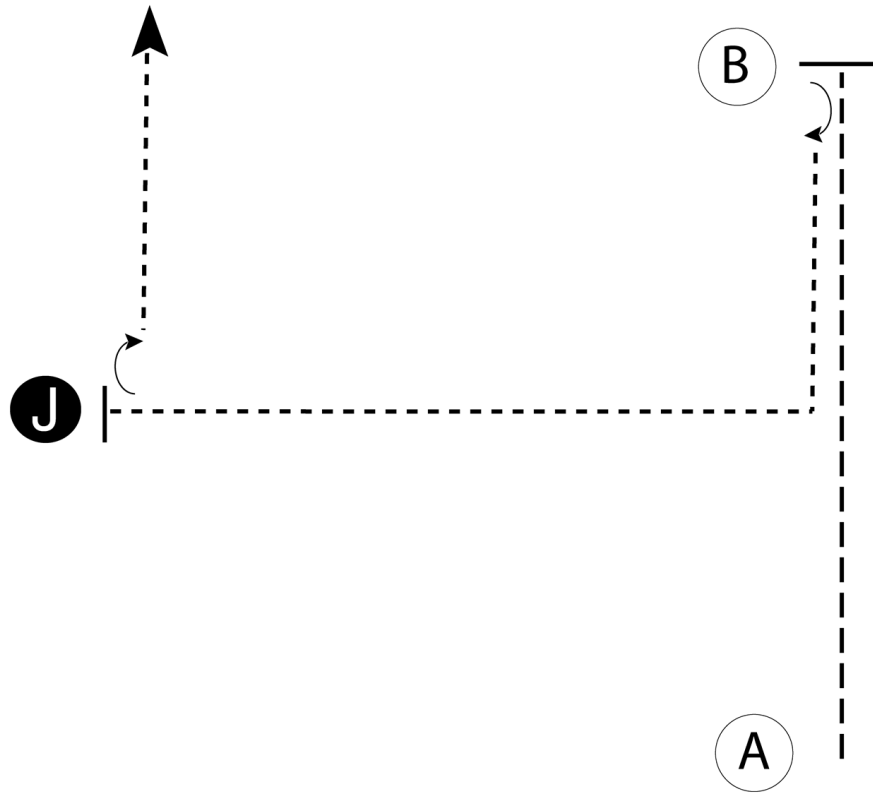
[SWT-1]

Pattern Provided by:

2023 ROSE CIRCUIT

Walk Trot

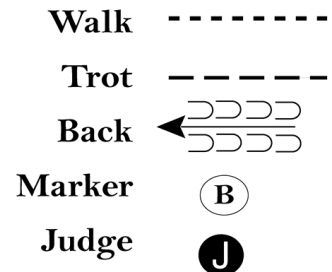
Show Date: 7/21/2023



Be ready at A.

1. Trot to B.
2. Stop at B.
3. Perform a 180 degree turn.
4. Walk halfway back to A then walk toward judge.
5. Walk to judge.
6. Stop and set up for inspection.
7. When dismissed, perform a 90 degree turn.
8. Walk straight away from judge.

Follow the instructions of your ring steward.



[S/WT-45]

Pattern Provided by: