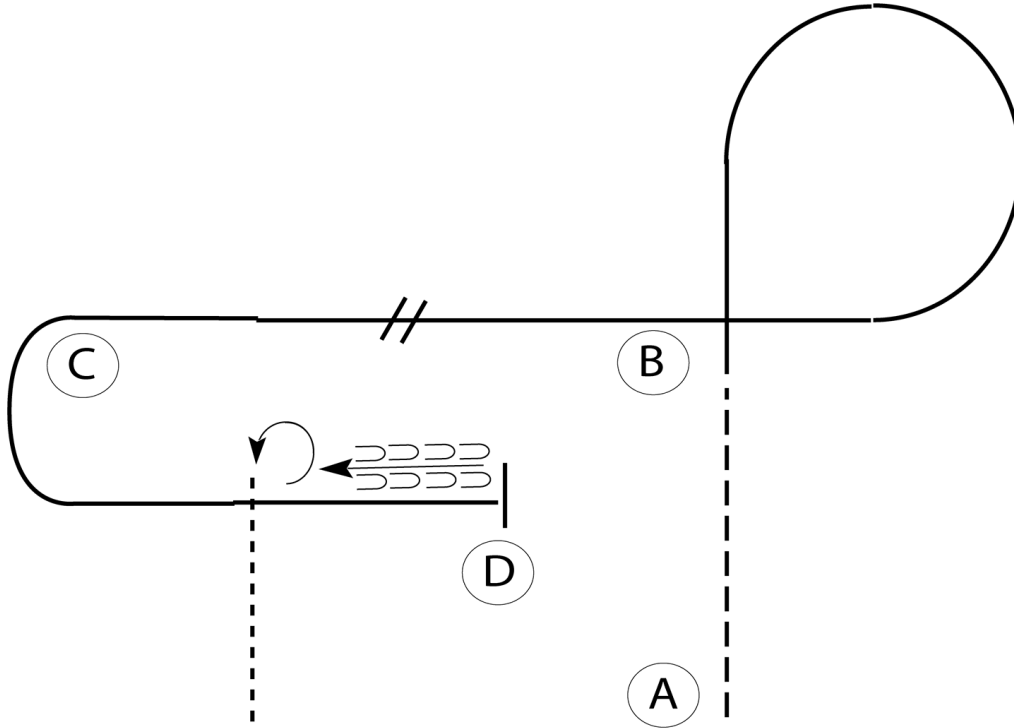


March To The Arch

Horsemanship (L1 Youth- L1 Amateur-Color)

Friday, March 15, 2024



Be ready at A.

1. Jog from A to B.
2. Lope a circle to the right.
3. Halfway between B and C, perform a simple lead change.
4. Lope on the left lead to D.
5. Stop at D and back approximately one horse length.
6. Spin 3/4 turn to the left and walk off.

Follow the instructions of your ring steward.

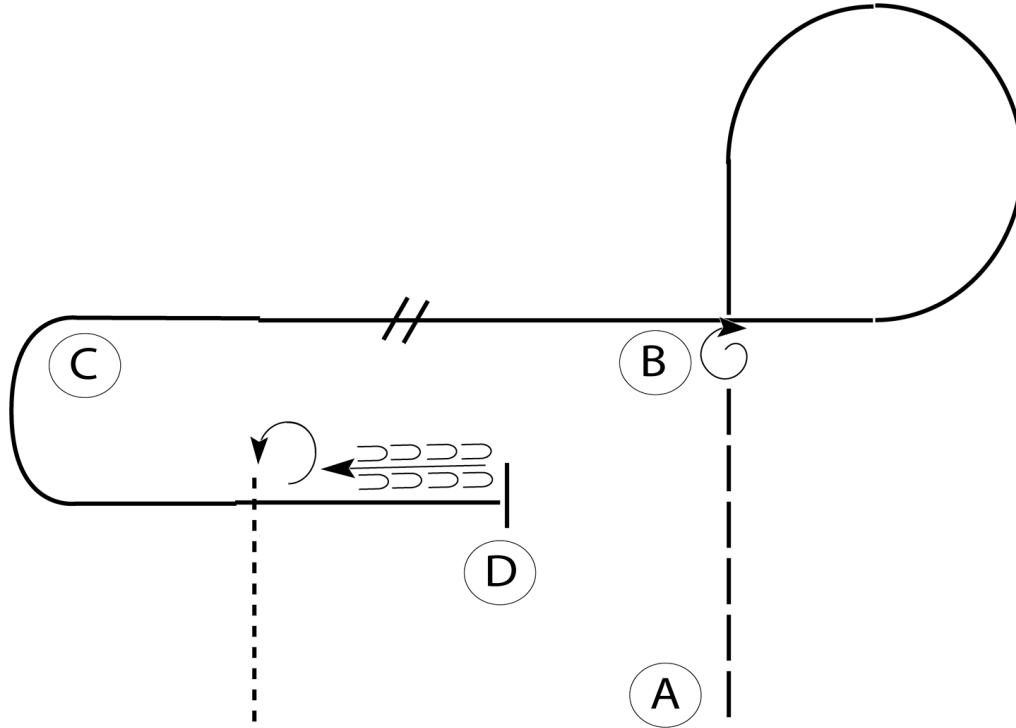
Walk	-----
Jog	-----
Extended Jog	-----
Lope	—————
Leg Yield	
Lead Change	— / —
Back	← ⊃ ⊃ ⊃ ⊃ ⊃
Marker	⊙ B
Sidepass	← ⊃ ⊃ ⊃ ⊃ ⊃ →

[WH/2-70]

March To The Arch

Horsemanship (Youth- L2/L3 Amateur- L2/L3 Select)

Friday, March 15 2024



Be ready at A.

1. Extend the jog from A to B.
2. Stop at B and complete a 360 degree spin right.
3. Lope a large fast circle to the right.
4. At B, slow to a lope.
5. Halfway between B and C, change leads.
6. Lope on the left lead to D.
7. Stop at D and back approximately one horse length.
8. Spin 3/4 turn to the left and walk off.

Follow the instructions of your ring steward.

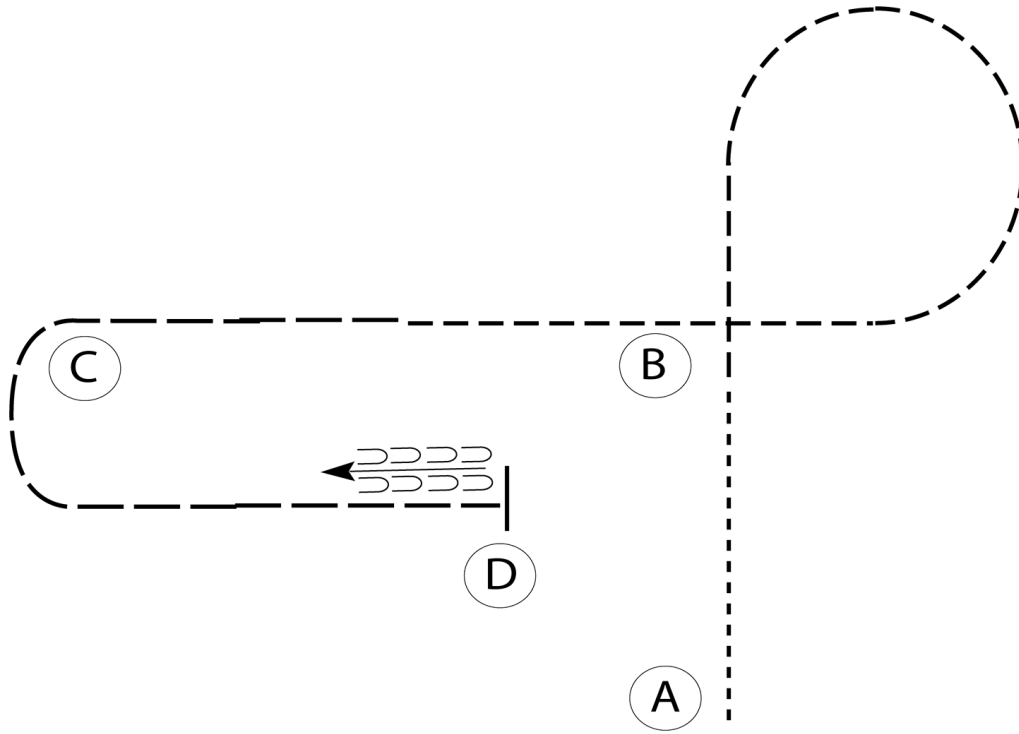
Walk	-----
Jog	- - - - -
Extended Jog	- - - - -
Lope	—————
Leg Yield	
Lead Change	— / —
Back	← — — — — — — — — —
Marker	(B)
Sidepass	← — — — — →

[WH/3-70]

March To The Arch

Horsemanship (Small Fry-Walk Trot)

Friday, March 15 2024



Be ready at A.

1. Walk from A to B.
2. Jog a circle to the right.
3. Halfway between B and C, extend the jog.
4. Extend the jog to D.
5. Stop at D and back approximately one horse length.

Follow the instructions of your ring steward.

Walk	-----
Jog	-----
Extended Jog	-----
Lope	—————
Leg Yield	
Lead Change	—/—
Back	← ↔ ↔
Marker	(B)
Sidepass	←-----→

[WH/WT-70]