


# EQUESTRIANS WITH DISABILITIES SHOWMANSHIP (WALK ONLY)

Pattern 1

Saturday, March 16, 2024



1. Be ready at A, walk from A to B
2. Continue walking around B to C
3. Continue walking around C to judge
4. At judge, stop, set up
5. Inspection
6. When dismissed, 90° turn and walk away, pattern is complete

## LEGEND

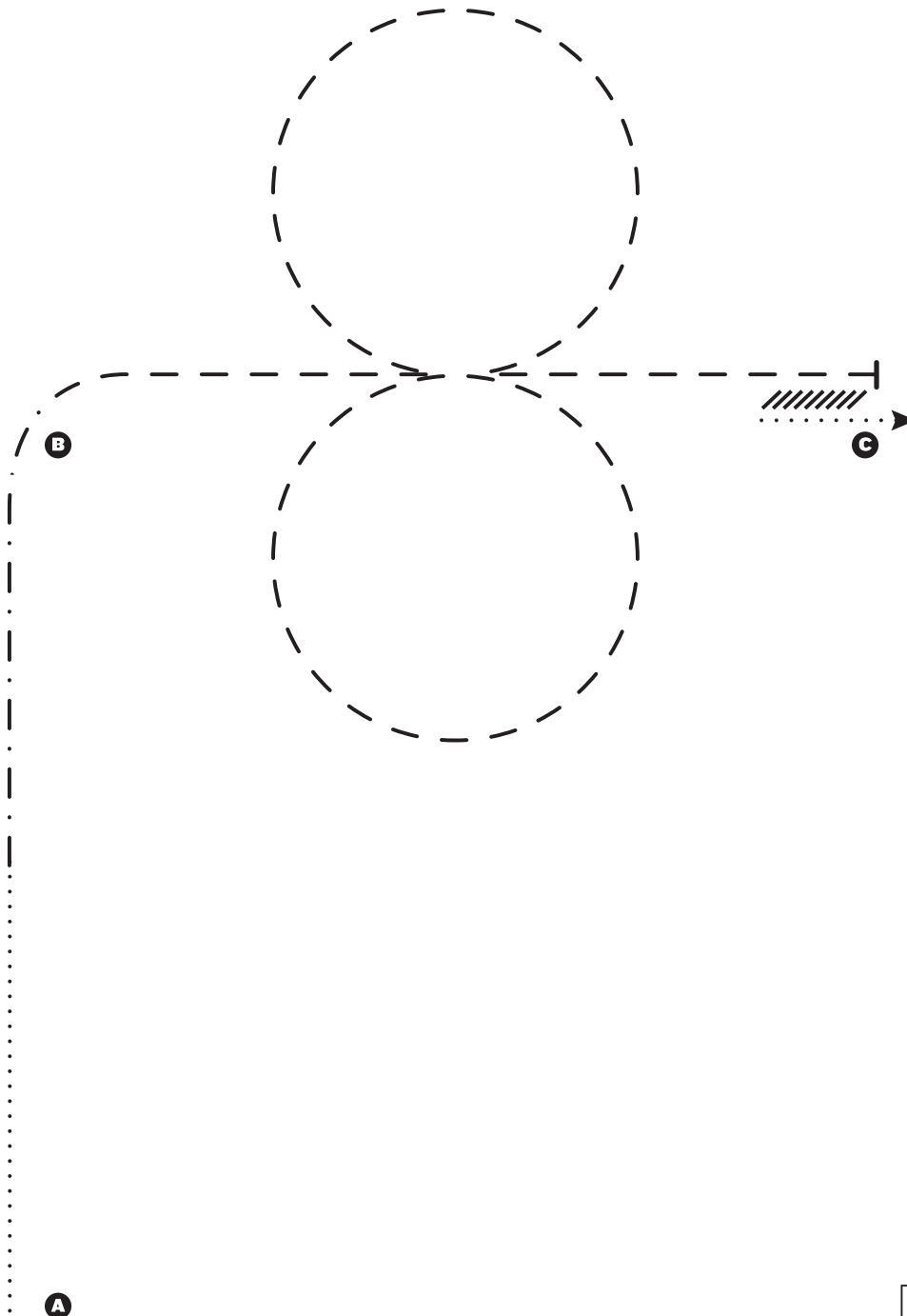
- |        |               |
|--------|---------------|
| .....  | Walk          |
| .....  | Extended Walk |
| ////// | Back          |

Note: Cones should be set in a manner that is the most appropriate for the class, arena and maneuvers.

Revised 09-2021

# EQUESTRIANS WITH DISABILITIES HUNT SEAT EQUITATION (WALK/TROT) PATTERN I

Thursday, March 14th, 2024




1. Be ready at A, walk approximately two horse lengths toward B
2. Sitting trot to B
3. At B, posting trot left diagonal toward C
4. Trot a circle to the right
5. Close circle, change diagonals and trot a circle to the left, continue trotting to C
6. At C, halt
7. Back approximately one horse length, walk forward over tracks, pattern is complete

<b>LEGEND</b>	
.....	Walk
....	Extended Walk
- - -	Trot
- - - -	Extended Trot
- . - .	Sitting Trot
////	Back

Note: Cones should be set in a manner that is the most appropriate for the class, arena and maneuvers.

# EQUESTRIANS WITH DISABILITIES HORSEMANSHIP (WALK/JOG) PATTERN I

Friday, March 17th



1. Be ready at A, walk from A past B, stop
2. 270° turn right
3. Jog from B around C
4. Extended jog from C to D
5. At D, stop
6. Back approximately one horse length, pattern is complete

## LEGEND

.....	Walk
....	Extended Walk
- - -	Jog
- - -	Extended Jog
////	Back

Note: Cones should be set in a manner that is the most appropriate for the class, arena and maneuvers.