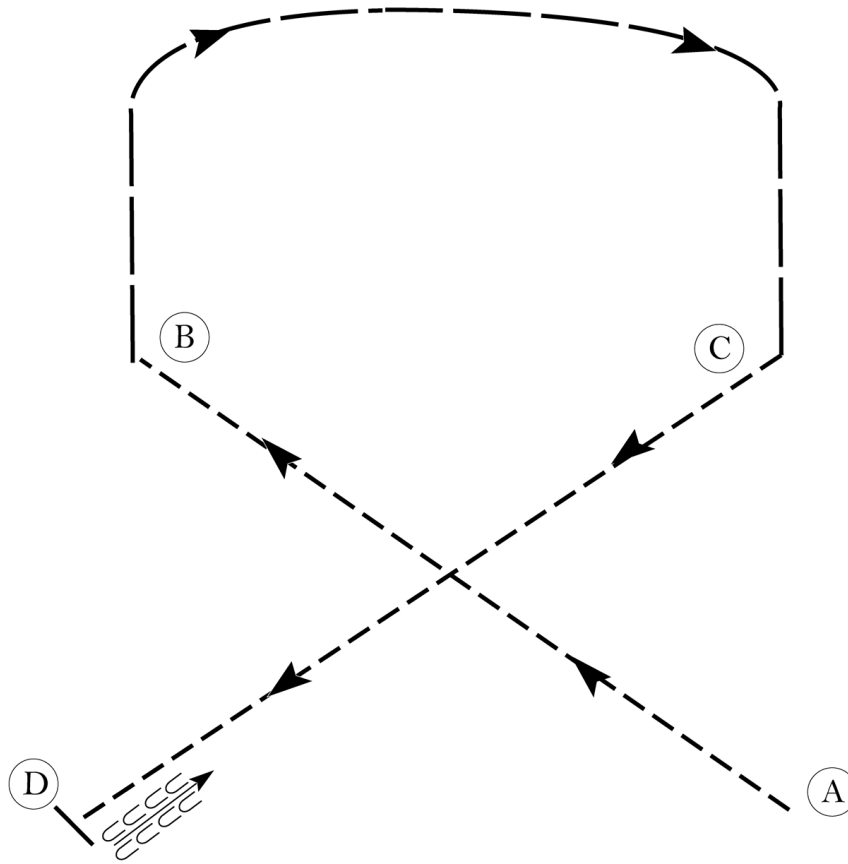


Heritage Classic EQUITATION

Youth, Amateur, Non Pro
Select, Masters, Youth & Amateur SPB



Be ready at A.

1. Sitting trot 1/2 way to B.
2. Posting trot on the left diagonal to B.
3. Hand gallop right lead to C.
4. Posting trot on the right diagonal 1/2 way to D.
5. Sitting trot to D.
6. Halt at D and back approximately one horse length.

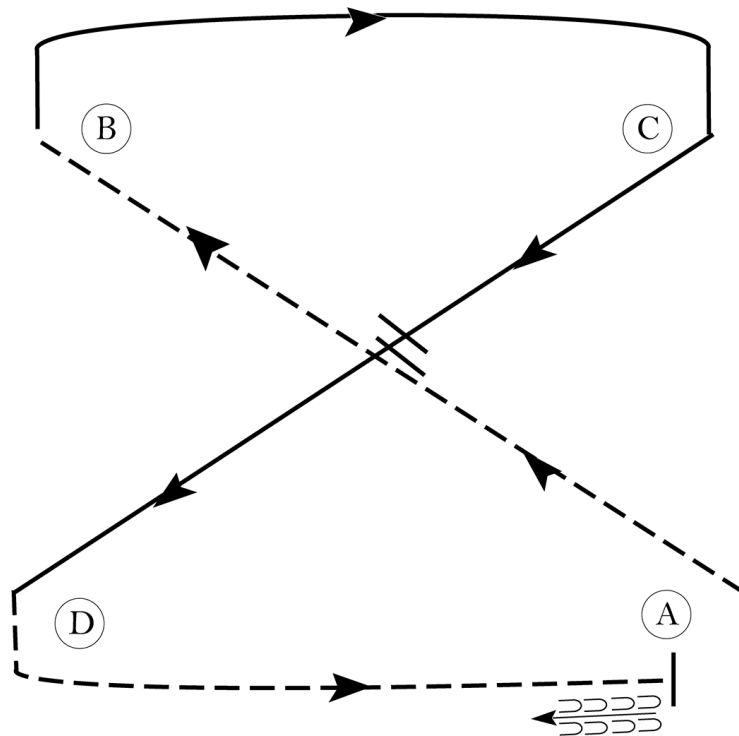
Exit at a sitting trot.

Walk	-----
Trot	- - - - -
Extended Trot	— — — —
Canter	—————
Leg Yield	
Lead Change	↙ ↘
Back	← ← ← ← ←
Marker	Ⓚ
Sidepass	← - - - - ←
Hand Gallop	— — — —

Heritage Classic

EQUITATION

Level 1 Youth & Amateur, Rookie
Novice Youth & Amateur
Novice Non Pro, All Breed



Be ready at A.

1. Posting trot on the left diagonal to B.
2. Canter on the right lead to and around C and 1/2 way to D.
3. Change leads and canter to D.
4. Posting trot on the right diagonal to A.
5. Halt at A and back approximately one horse length.

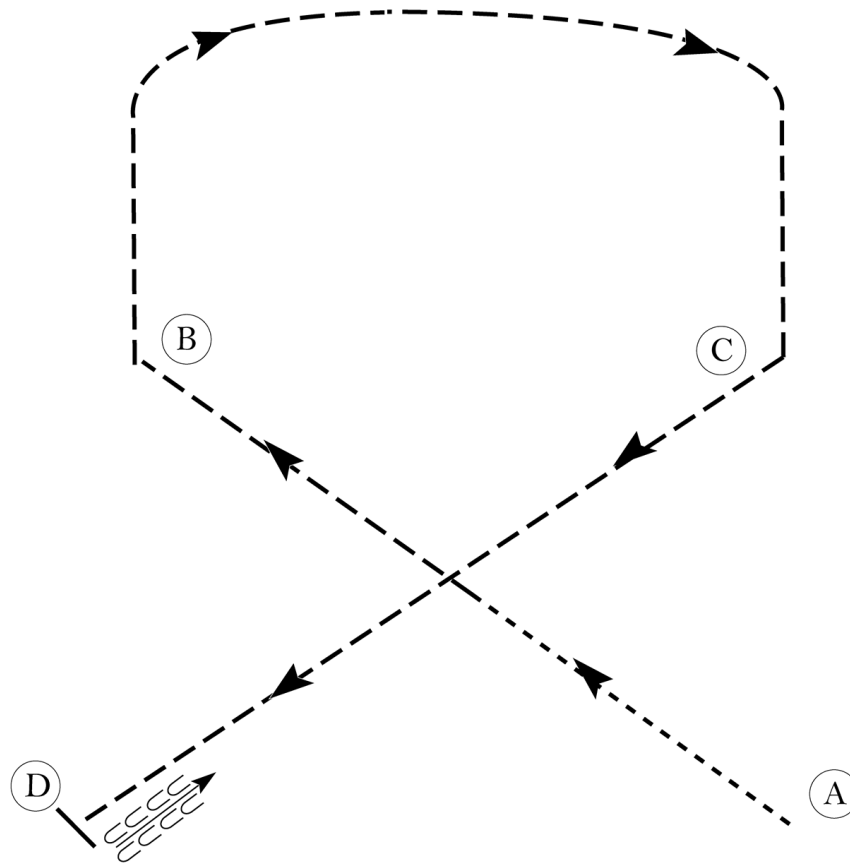
Exit at a sitting trot.

Walk	-----
Trot	- - - - -
Extended Trot	— — — —
Canter	—————
Leg Yield	
Lead Change	— / —
Back	← 3 3 3 3 3 3
Marker	(B)
Sidepass	← - - - ←
Hand Gallop	— — — —

Heritage Classic

EQUITATION

All Walk Trot Classes



Be ready at A.

1. Walk 1/2 way to B.
2. Posting trot on the left diagonal to B.
3. Sitting trot to C.
4. Posting trot on the right diagonal 1/2 way to D.
5. Sitting trot to D.
6. Halt at D and back approximately one horse length.

Exit at a sitting trot.

Walk	-----
Trot	- - - - -
Extended Trot	— — — —
Canter	—————
Leg Yield	
Lead Change	— / —
Back	← ← ← ← ←
Marker	Ⓚ
Sidepass	← ← ← ← ←
Hand Gallop	— — — —

[HSE/WT-23]