

November 14, 2025

Showmanship: 248-Youth 18 & Under,
249/250N-Amateur All Ages, 251/252N-Amateur Masters

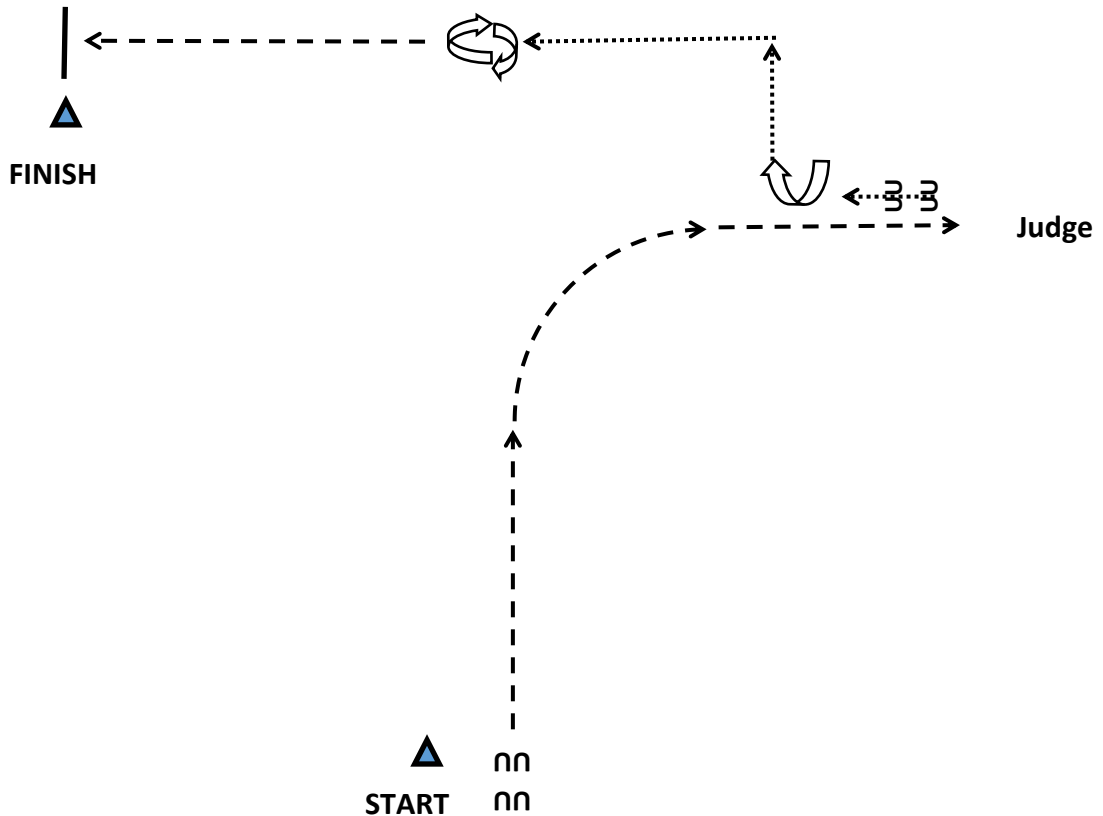
Showmanship pattern will be the same for both set of judges & shown separately.

1. Start at cone and when signaled, trot to the judge.
2. Set the horse up for the inspection.
3. The judge will inspect your horse.
4. When dismissed back 6 steps.
5. Pivot 3/4 turn.
6. Walk a square corner.
7. Stop and pivot 1 full turn.
8. Trot to the finish cone and stop to complete the pattern.

Proceed at a walk to the next pattern or out if only showing in the first show.

Thank you!

Proceed at a walk to the
next pattern or out.

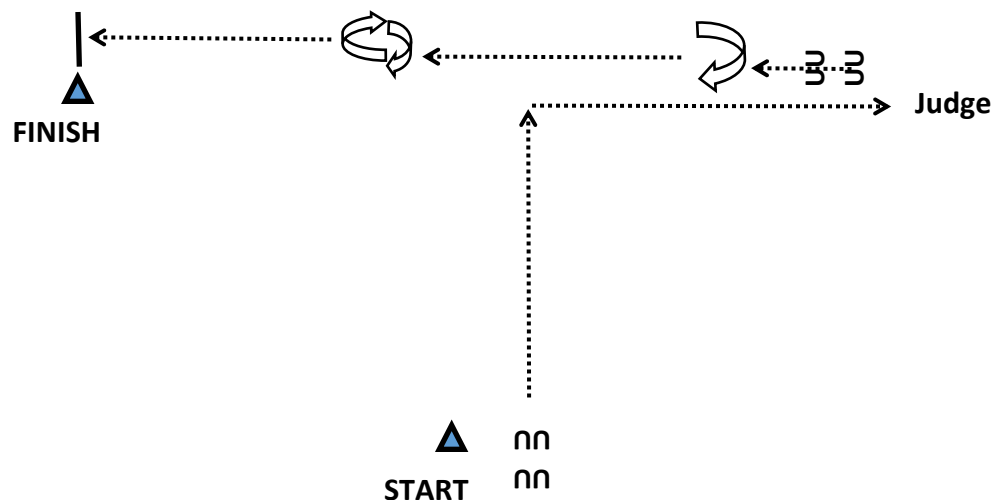


November 14, 2025

Showmanship Walk Only Amateur Classes 257

Showmanship pattern will be the same for both set of judges & shown separately.

1. Start at cone and when signaled, walk a square corner to the judge.
 2. Set the horse up for inspection.
 3. The judge will inspect your horse.
 4. When dismissed back 6 steps.
 5. Pivot 1/2 turn.
 6. Walk halfway to the cone and stop.
 7. Pivot 1 full turn, walk to the cone and stop to complete the pattern .
- Proceed at a walk to the next pattern or out if only showing in the first show.
- Thank you!



Pattern provided by Mark Kuhlwein

November 14, 2025

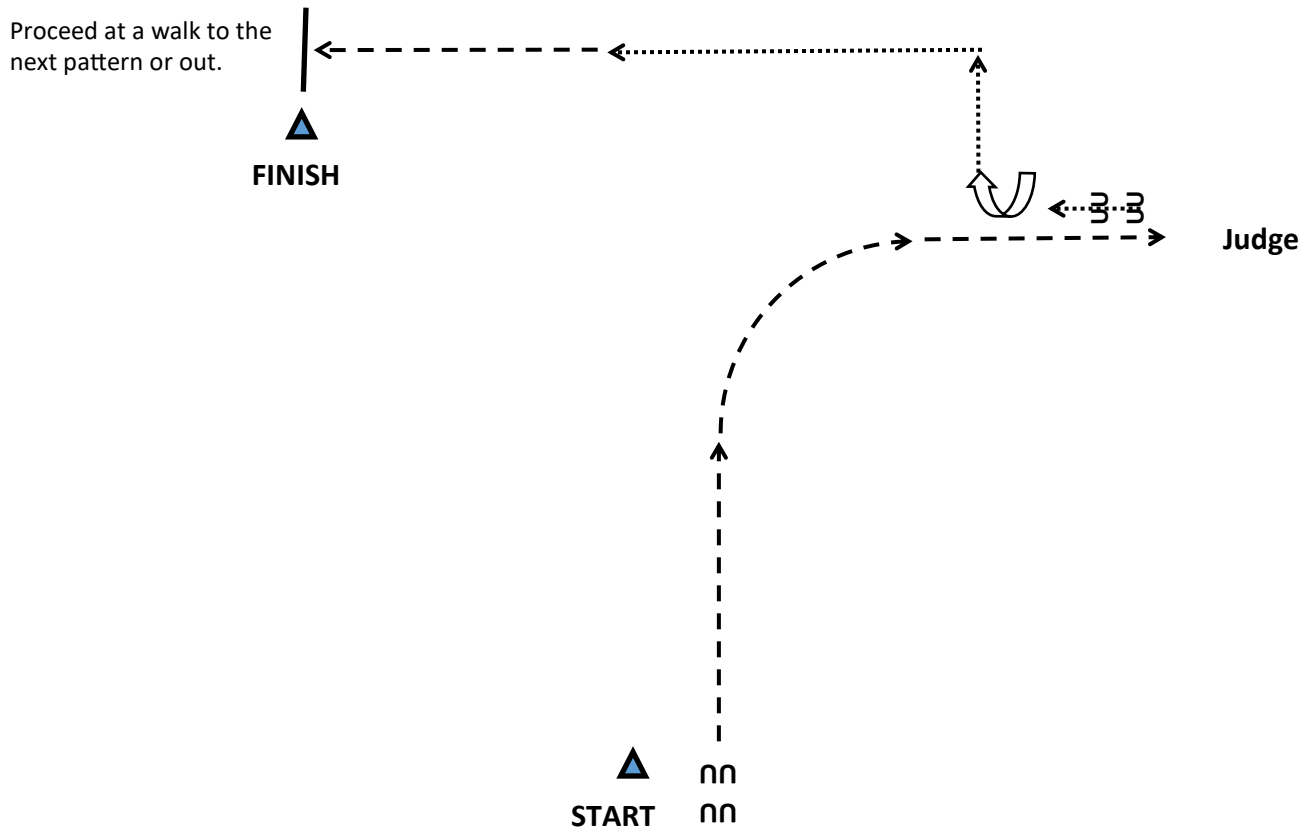
Showmanship: 243A-All Breed, 244-Novice Youth,
245/256N-Novice Amateur, 247-Youth 13 & Under

Showmanship pattern will be the same for both set of judges & shown separately.

1. Start at cone and when signaled, trot to the judge.
2. Set the horse up for the inspection.
3. The judge will inspect your horse.
4. When dismissed back 6 steps.
5. Pivot 3/4 turn.
6. Walk a square corner.
7. Trot to the finish cone and stop to complete the pattern.

Proceed at a walk to the next pattern or out if only showing in the first show.

Thank you!



November 14, 2025

Showmanship Walk/Trot: 253A-All Breed 19 & Over, 254A-All Breed 18 & Under,
255-Youth 5-10, 256-Youth 11-18

Showmanship pattern will be the same for both set of judges & shown separately.

1. Start at cone and when signaled, walk a square corner to the judge.
2. Set the horse up for inspection.
3. The judge will inspect your horse.
4. When dismissed back 6 steps.
5. Pivot 3/4 turn.
6. Trot to the cone.
7. Stop to complete the pattern .

Proceed at a walk to the next pattern or out if only showing in the first show.

Thank you!

