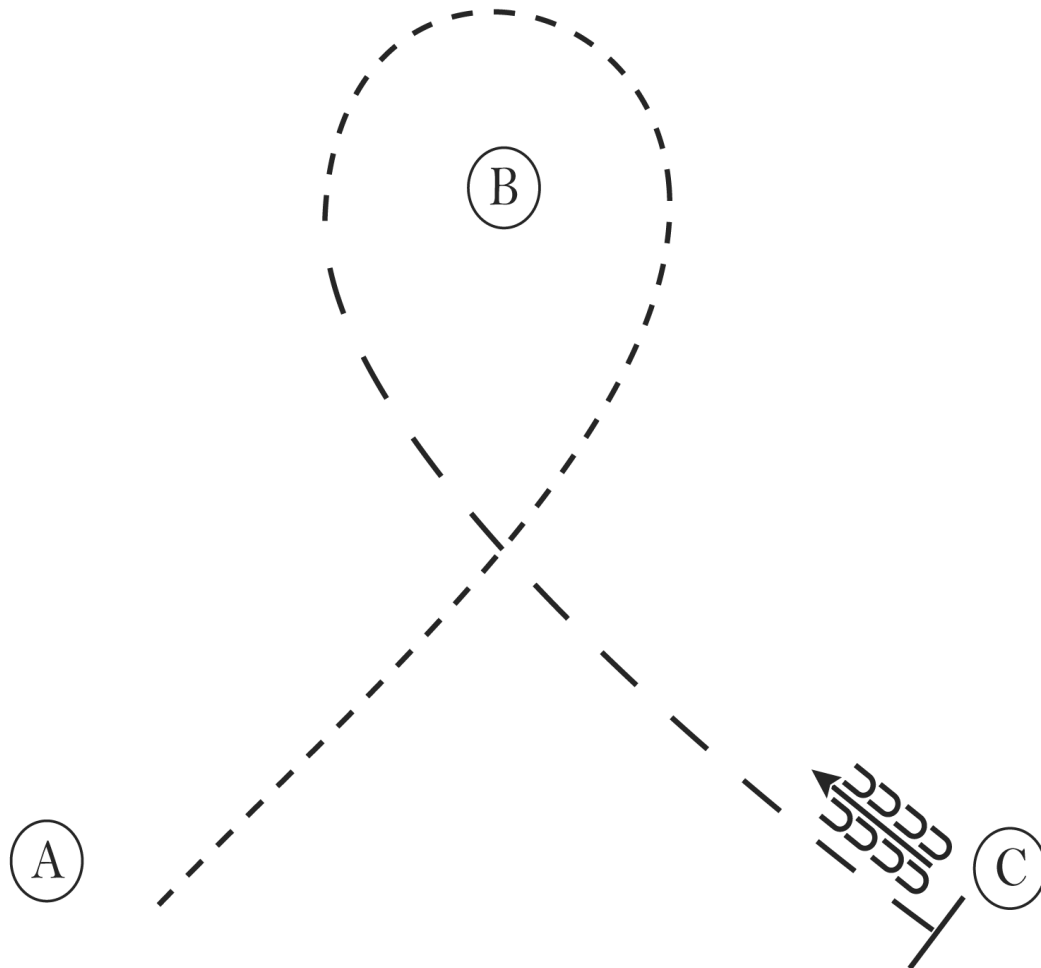


The Rose Circuit

All Walk Trot Horsemanship



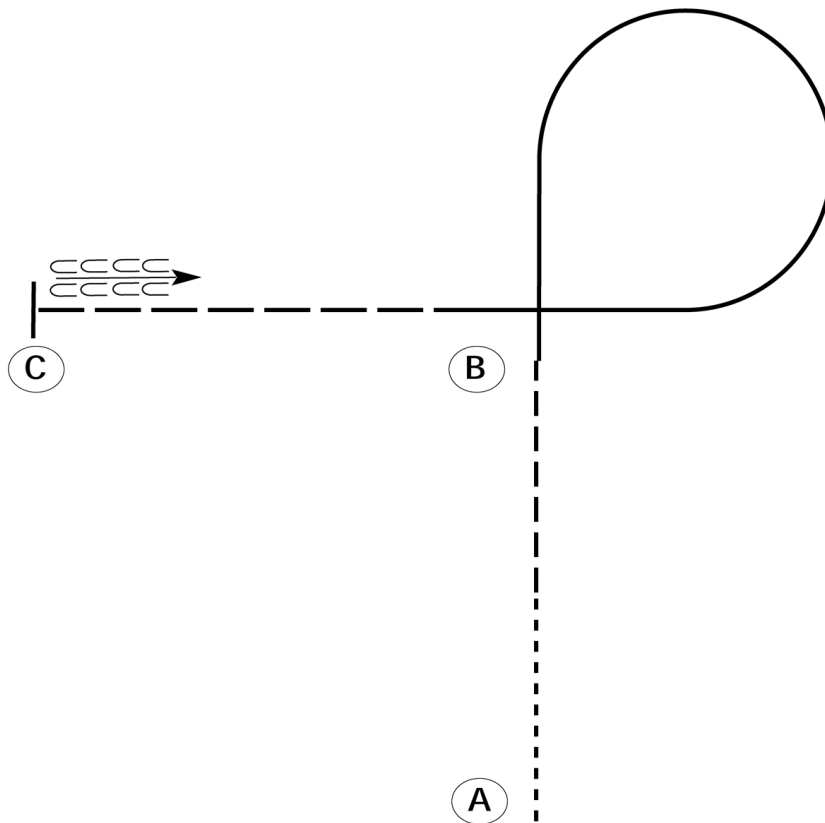
1. Jog A to B
2. Jog around B
3. Extend the jog at B to C.
4. At C stop and back 4 steps

Walk
Jog	-----
Extended Jog	- - - - -
Lope	—————
Leg Yield	
Lead Change	—/—
Back	← ← ← ← ← ←
Marker	(B)
Sidepass	←-----←

The Rose Circuit

Horsemanship

Level 1, Rookie Youth & Amateur, All Breed



Be ready at A.

1. Walk from A 1/2 way to B.
2. Jog the rest of the way to B.
3. Lope a circle to the right.
4. Perform an extended jog from B to C.
5. Stop at C and back one horse length.

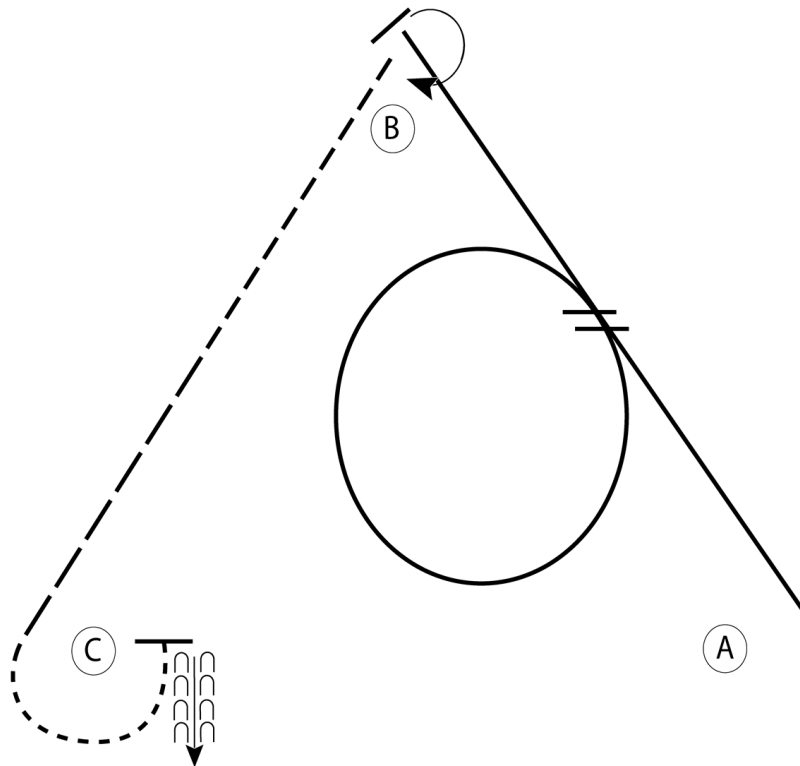
Retire to the rail or line up at a jog.

Walk	-----
Jog	-----
Extended Jog	-----
Lope	-----
Leg Yield	
Lead Change	↘
Back	← ↘ ↘ ↘
Marker	Ⓚ
Sidepass	←-----→

The Rose Circuit

Horsemanship

Youth, Amateur, Select



Be ready at A.

1. Lope on the left lead towards B.
 2. Halfway between A and B lope a circle to the left on the left lead.
 3. Half way between A and B perform a simple lead change.
 4. Lope past B. Stop and perform a 225 degree turn to the right.
 5. Jog towards C.
 6. Halfway between B and C extend the jog.
 7. At C walk, walk around C.
 8. At C stop and back approximately one horse length.
- Follow the instructions of your ring steward.

Walk	-----
Jog	- - - - -
Extended Jog	- - - - -
Lope	—————
Leg Yield	
Lead Change	— / —
Back	← — — — —
Marker	⊙ B
Sidepass	← — — — — →