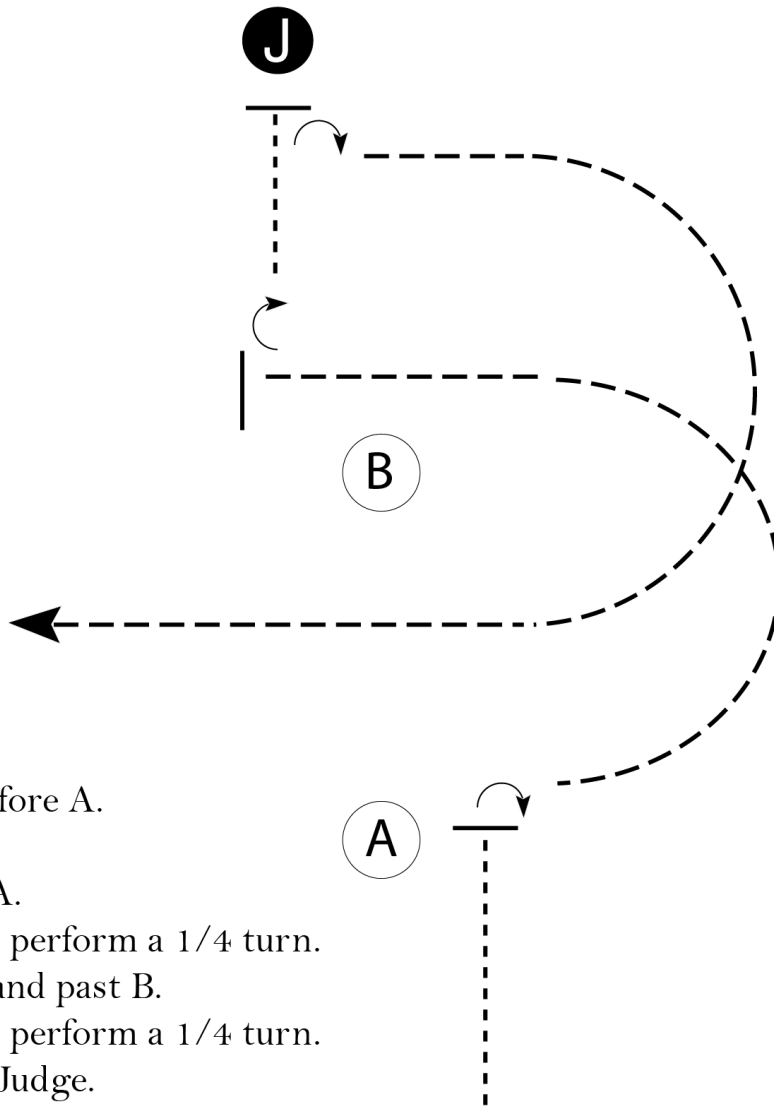


Heritage Classic Showmanship

All Walk Trot - APHA Amateur Walk Only



Be ready before A.

1. Walk to A.
2. Stop and perform a 1/4 turn.
3. Trot to and past B.
4. Stop and perform a 1/4 turn.
5. Walk to Judge.
6. Stop and set up for inspection.
7. When dismissed, perform a 1/4 turn.
8. Trot around B and to exit.

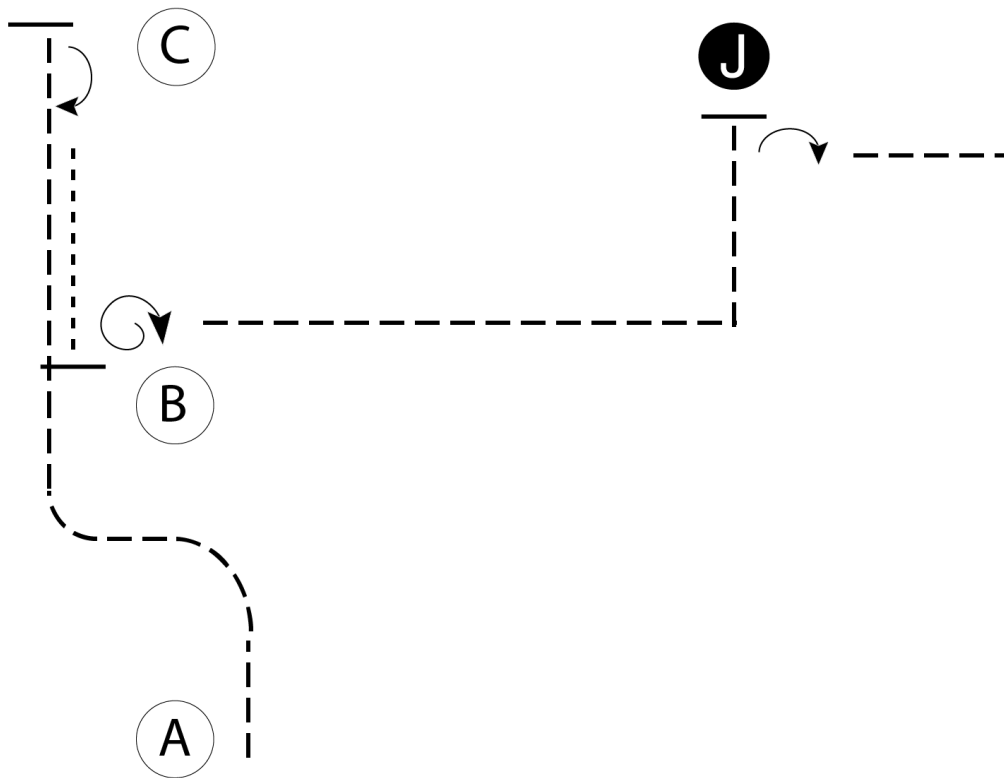
Follow the instructions of your ring steward.

Walk	-----
Trot	- - - - -
Back	←
Marker	⊙ B
Judge	● J

[S/WT-85]

Showmanship

Level 1 Youth & Amateur, Rookie,
Novice Youth, Novice Amateur, Novice Non Pro



Be ready at A.

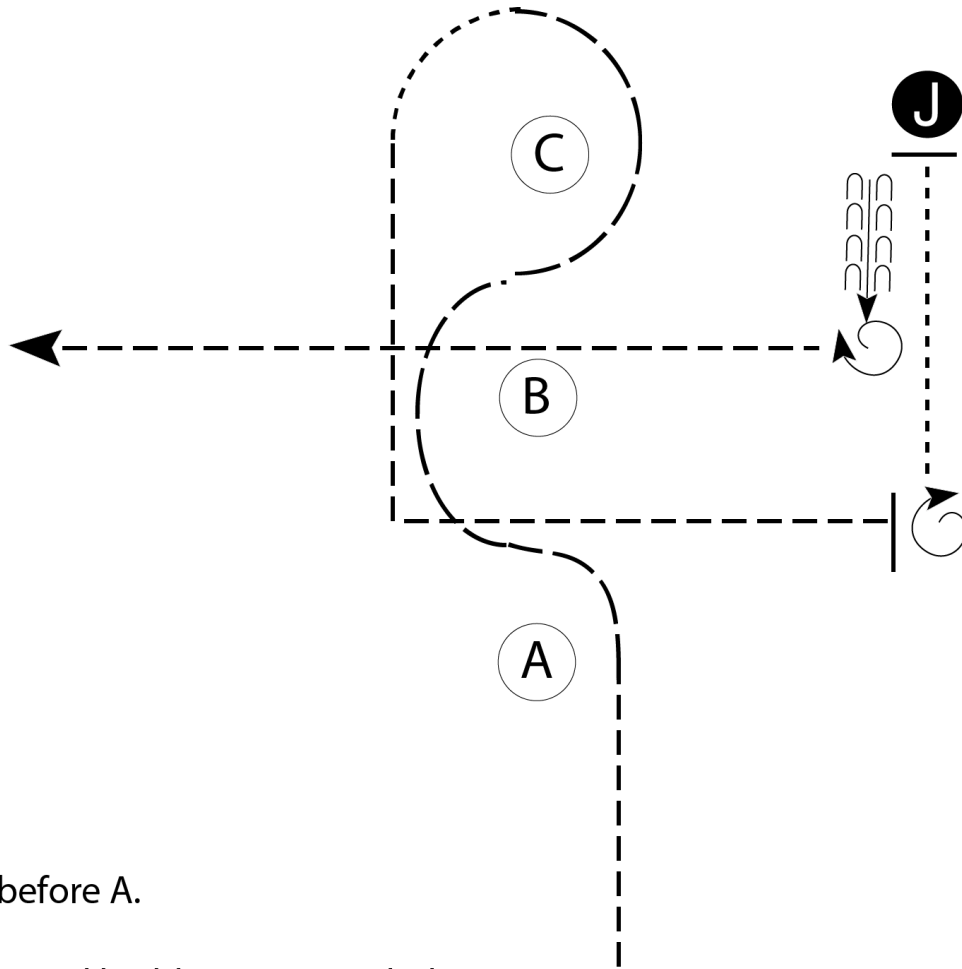
1. Trot from A until even with C and stop.
2. Perform a 180 degree turn.
3. Walk with forward motion until just before B.
4. Perform a 270 degree turn.
5. Trot a square corner to Judge.
6. Set Up.
7. Inspection.
8. When dismissed, perform a 90 degree turn and pattern is complete.

Walk	-----
Trot	- - - - -
Back	← ↔↔↔↔ ↔↔↔↔
Marker	⊙ B
Judge	● J

Heritage Classic

SHOWMANSHIP

Youth 13 & U, Youth 18 & U Amateur, Non Pro,
Select, Masters Yth & Ama SPB, All Breed



Be ready before A.

1. Trot to A and build to an extended trot through A, B and C as shown.
2. When at the top of C, walk and walk 1/4 circle. Trot until between B and A then trot a square corner as shown.
3. Stop and perform a 1 3/4 turn.
4. Walk to Judge.
5. Stop and set up.
6. Inspection.
7. When dismissed, back approximately one horse length and perform a 3/4 turn.
8. Trot to exit.

Walk	-----
Trot	- . - . - .
Back	←
Marker	○ B
Judge	● J