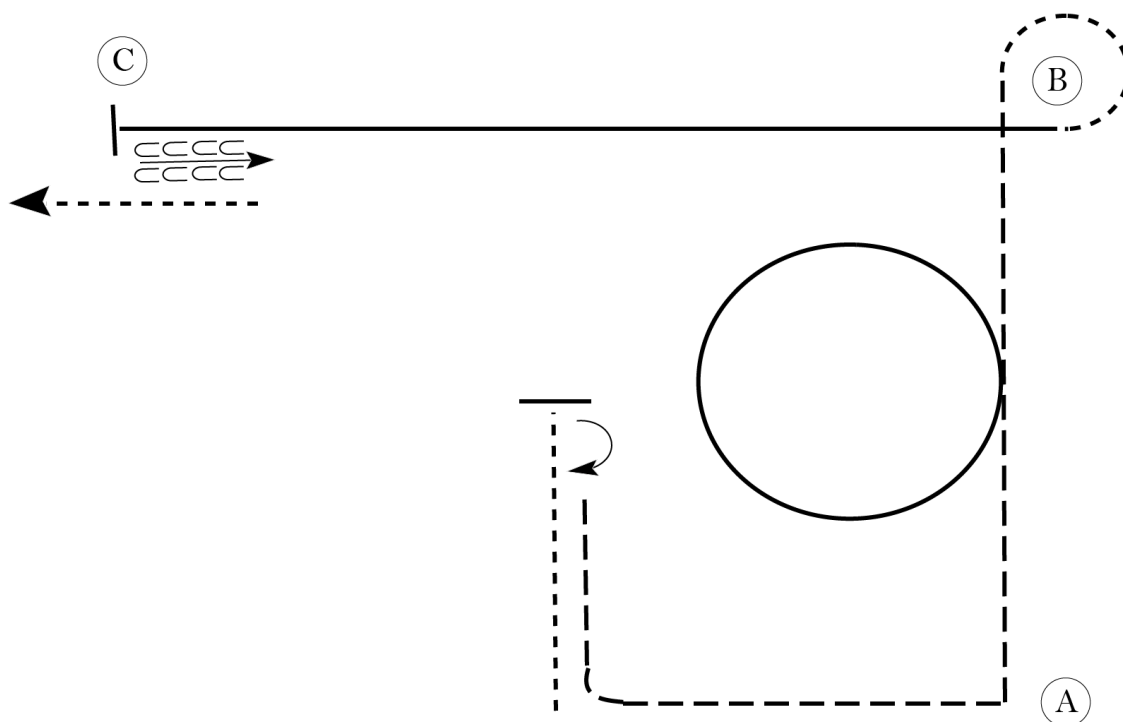


# 2019 APHA Zone 2

## Hunt Seat Equitation

Novice Youth, Novice Amateur,  
Youth 13 & Under, Youth Solid Paint Bred



Be ready halfway between B and C and even with A.

1. Walk to center of pattern.
2. Halt and perform a 180 degree turn on the forehand to the right.
3. Posting trot on the right diagonal toward A and halfway to B.
4. Canter a circle to the left halfway between A and B.
5. Posting trot on the left diagonal to B.
6. Walk around B.
7. Canter on the right lead to C.
8. Halt and back approximately one horse length.

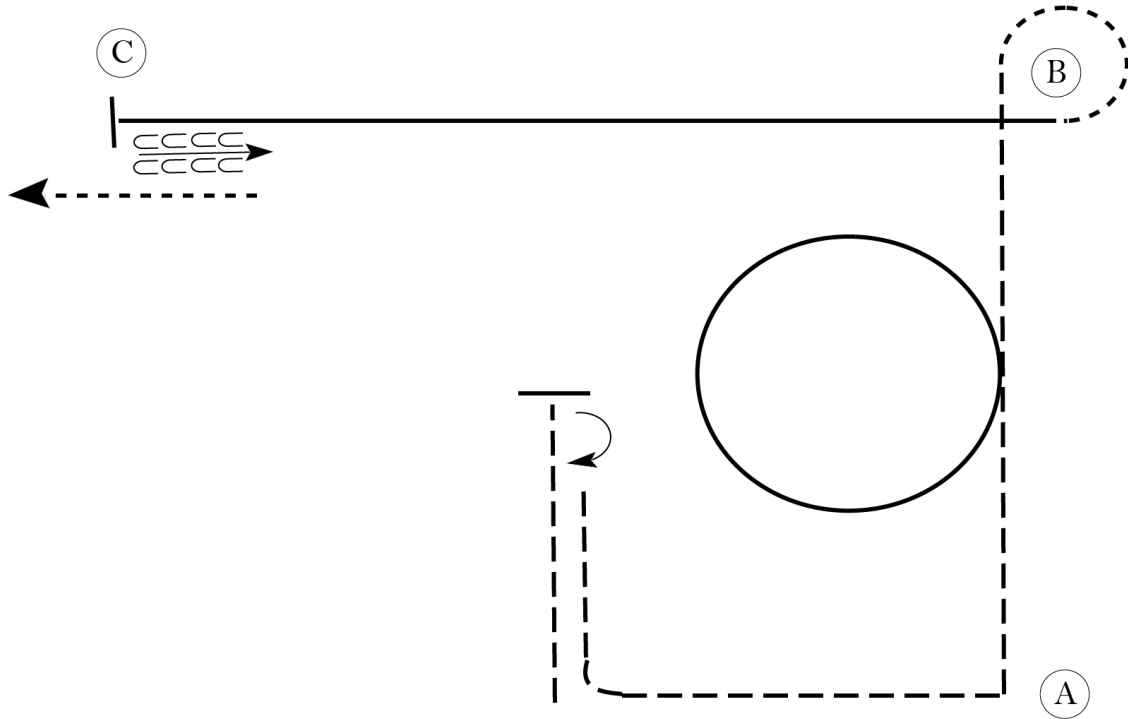
Pattern is over once you have backed. Walk off and follow the instructions of your ring steward.

Walk	-----
Trot	- - - - -
Extended Trot	— — — —
Canter	—————
Leg Yield	
Lead Change	↙
Back	← 3333
Marker	ⓑ
Sidepass	← ←
Hand Gallop	———

# 2019 APHA Zone 2

## Hunt Seat Equitation

Youth 18 & Under, Amateur, Masters,  
Amateur Solid Paint Bred



Be ready halfway between B and C and even with A.

1. Sitting trot to center of pattern.
2. Halt and perform a 180 degree turn on the forehand to the right.
3. Posting trot on the right diagonal toward A and halfway to B.
4. Canter a circle to the left halfway between A and B.
5. Posting trot on the left diagonal to B.
6. Walk around B.
7. Canter on the right lead to C.
8. Halt and back approximately one horse length.

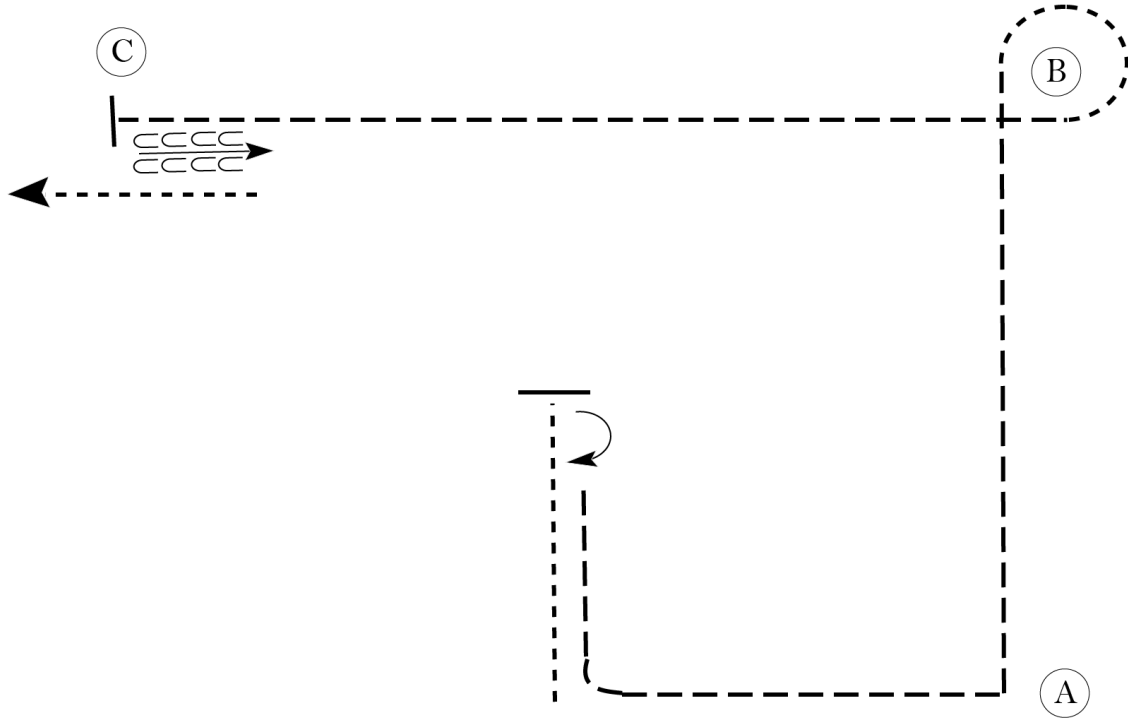
Pattern is over once you have backed. Walk off and follow the instructions of your ring steward.

Walk	-----
Trot	- - - - -
Extended Trot	— — — — —
Canter	—————
Leg Yield	
Lead Change	— / —
Back	← ← ← ← ←
Marker	ⓐ
Sidepass	← ← ← ← ←
Hand Gallop	— — — — —

[HSE/3-74]

# 2019 APHA Zone 2

## Hunt Seat Equitation All Walk Trot



Be ready halfway between B and C and even with A.

1. Walk to center of pattern.
2. Halt and perform a 180 degree turn on the forehand to the right.
3. Posting trot on the right diagonal toward A and halfway to B.
4. Change diagonals and posting trot on the left diagonal to B.
5. Walk around B.
6. Trot on the left diagonal to C.
7. Halt and back approximately one horse length.

Pattern is over once you have backed. Walk off and follow the instructions of your ring steward.

Walk	-----
Trot	- - - - -
Extended Trot	— — — — —
Canter	—————
Leg Yield	
Lead Change	— / —
Back	← ← ← ← ←
Marker	Ⓚ
Sidepass	← — — — — →
Hand Gallop	— — — — —

[HSE/WT-74]